

Federal Elections 94

**Election Results for the
U.S. Senate and the
U.S. House of
Representatives**

FEDERAL ELECTIONS 94
Election Results for the
U.S. Senate and the
U.S. House of Representatives



Federal Election Commission
Washington, D.C.
March 1995

Commissioners

Danny L. McDonald, Chairman
Lee Ann Elliott, Vice Chairman
Joan D. Aikens
John Warren McGarry
Trevor Potter
Scott E. Thomas

Statutory Officers

John C. Surina, Staff Director
Lawrence M. Noble, General Counsel

Compiled by Patricia Klein Young
Deputy Assistant Staff Director for Disclosure

Printed by the Federal Election Commission
Washington, D.C. 20463
March 1995

TABLE OF CONTENTS

	Page
Preface	1
I. 1994 Election Results	
● Table: 1994 Primary and General Election Votes Cast for U.S. Congress	5
● Table: 1994 Votes Cast for the U.S. Senate by Party	6
A. United States Senate	7
● Map: 1994 Senate Victors	9
● Map: 1994 U.S. Senate Campaigns	10
● Official Election Results by State	11
● Table: Senate Races: Six Year Cycle	25
B. United States House of Representatives	27
● Map: 1995 House Delegations	29
● Map: 1994 Republican Gains in the U.S. House of Representatives	30
● Official Election Results by State	31
II. Guide to Party Labels	143



**ELECTION RESULTS FOR THE U.S. SENATE
AND THE U.S. HOUSE OF REPRESENTATIVES**

This publication has been prepared by the Federal Election Commission to provide the public with the results of elections held in the fifty states during 1994 for the office of United States Senator and United States Representative. Also, there are results for Delegate to Congress from American Samoa, the District of Columbia, Guam, and the Virgin Islands. There was no election for Resident Commissioner in Puerto Rico as their election is held every four years and coincides with the Presidential election. In addition, there are results for U.S. Senator in the Oklahoma special election, and in the election to fill the unexpired Senate term in Tennessee. The Commission undertakes this project on a biennial basis in order to respond to public inquiries.

The elections for the office of United States Senator and United States Representative are administered by local election officials in towns, counties, municipalities, and other jurisdictions. The results of the elections are certified by the state government, which in most cases is the Secretary of State. While the full records are available for public inspection, most states prepare summary reports for public dissemination. These summary reports vary in form and content, and may be amended well after the election. There is no standard format that states use in reporting federal election results.

Recognizing a need to bring together in one place the Federal election results, the Commission presents this publication as the seventh in a series designed to provide an accurate, historical record of Federal election results.

Previous publications in this series have included only general election results. Included in this publication for the first time are the official results of primary elections and run-off elections held in 1994. As in the case of the general elections, primary elections are not administered by the federal government. In some states (such as Connecticut, Utah, and Virginia), political party organizations control their nomination process by way of conventions. In other states, state law may regulate the primary and/or its administration.

Data is based on official figures provided by State election officials, and includes results amended through March 24, 1995.

The assistance provided by the State election officials and their staff in gathering this data is greatly appreciated. Special thanks is also given to Eileen Canavan, Public Affairs Specialist in the Commission's Public Disclosure Division, for the invaluable assistance she provided in compiling the data for this publication.

This publication has been prepared as a research tool for Commission staff and State election offices. Additional copies may be ordered from the National Technical Information Service (NTIS), U.S. Department of Commerce, 5285 Port Royal Road, Springfield, Virginia 22161. 703/487-4650.

EXPLANATORY NOTES

- The candidate who was the winner of the general election is listed first in each state and district entry. After that, the candidates are arranged by party affiliation.
- The party affiliation of the candidate has been abbreviated. A complete listing of party abbreviations appears at the end of this publication.
- Total for write-in votes are shown as disclosed by the state. Some states list the names of candidates who received write-in votes, while others provide a write-in vote total without the names of the candidates who received the votes. Still other states combine these two variations and provide the names of some candidates who received write-in votes and a total of write-in votes for all the other candidates.
- "Total Votes" and "Total District Votes" represents all the valid votes cast for the candidates in the election.
- The percentage of votes received by each candidate is based on the figure of total votes. The percentage of votes received by each candidate in a primary or run-off election is based on the figure of total votes cast in that specific primary or run-off election.
- Due to the rounding of percentage numbers, some percentages may not total 100%.

1994 ELECTION RESULTS

The following two sections present the primary, run-off and general election results for the U.S. Senate and U.S. House of Representatives elections held in 1994. Also included are the special election results for the U.S. Senate election in Oklahoma and the U.S. Senate election to fill the unexpired term in Tennessee.

Notes on Charts

- * In Connecticut, Utah and Virginia, political parties may nominate general election candidate by party convention, rather than by primary election. Convention vote is not included in primary election vote totals.
- * Run-off election vote totals have been included with the primary election totals. For the Virgin Islands, the run-off election vote totals have been included with the general election totals.

1994 PRIMARY AND GENERAL ELECTION VOTES CAST FOR U.S. CONGRESS

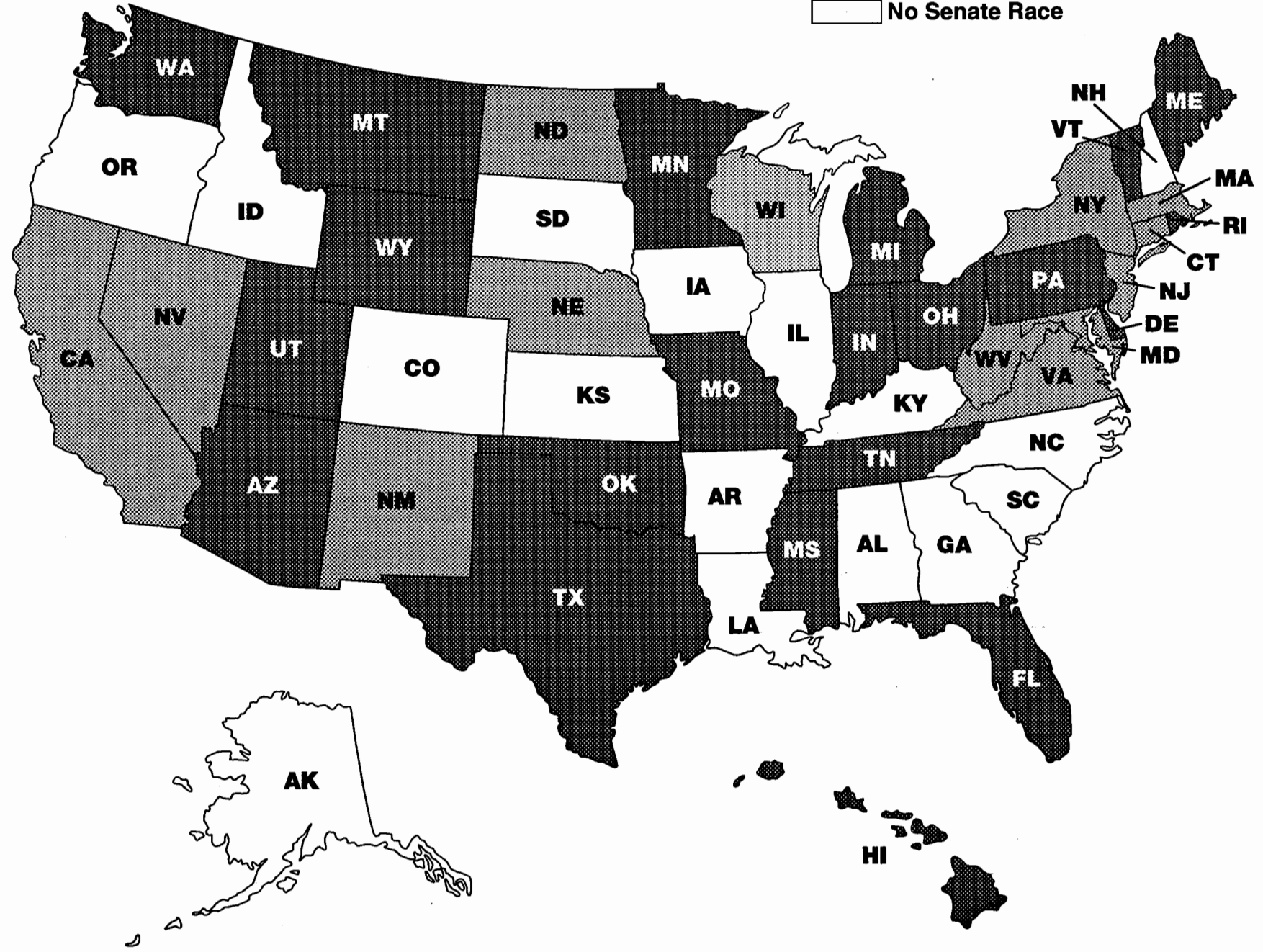
State	Primary Senate Vote	General Senate Vote	Primary House Vote	General House Vote
AL			196,194	1,115,019
AK			98,800	208,240
AS				10,256
AZ	493,980	1,119,060	454,202	1,099,389
AR			110,699	709,012
CA	4,192,801	8,514,089	3,892,309	8,334,440
CO			214,267	1,055,588
CT	104,705	1,079,767	22,135	1,069,167
DE		199,029		195,037
DC			116,183	173,664
FL	1,137,863	4,106,176	580,177	2,851,792
GA			660,181	1,497,536
GU			27,797	36,379
HI	209,953	356,902	238,821	354,102
ID			153,748	393,083
IL			1,524,308	3,043,950
IN	747,909	1,543,559	804,899	1,543,526
IA			375,699	977,406
KS			381,425	817,396
KY			150,679	784,299
LA			826,837	
ME	162,525	511,733	184,826	502,663
MD	701,830	1,369,101	667,370	1,345,073
MA	625,631	2,179,964	605,639	1,976,374
MI	1,219,103	3,043,385	1,056,579	3,003,074
MN	847,663	1,772,929	696,802	1,748,385
MS	288,328	608,085	246,839	620,319
MO	839,845	1,775,116	791,793	1,765,509
MT	206,493	350,387	177,425	352,133
NE	282,855	579,205	277,098	570,763
NV	115,982	380,530	217,295	376,099
NH			100,829	309,395
NJ	375,345	2,054,887	387,437	2,005,116
NM	254,884	463,196	237,967	461,604
NY	724,548	4,790,336	373,900	4,611,071
NC			356,614	1,588,190
ND	115,758	236,547	108,776	235,389
OH	1,746,554	3,436,884	1,510,256	3,298,484
OK	640,822	982,430	614,507	972,046
OR			495,046	1,192,957
PA	1,533,014	3,513,361	1,659,855	3,371,572
RI	86,141	345,388	104,253	341,908
SC			278,967	867,593
SD				305,922
TN	1,590,852	2,946,253	838,232	1,416,502
TX	2,329,888	4,279,940	1,348,080	4,120,060
UT	1,438	519,323	31,596	504,349
VT	57,630	211,672	33,943	211,449
VA	266,944	2,057,463	12,715	1,908,754
VI			11,129	60,517
WA	929,603	1,700,173	937,559	1,687,085
WV	300,032	420,936	251,398	406,564
WI	484,495	1,565,628	422,825	1,459,067
WY	120,944	201,710	129,344	196,197
Total:	23,736,358	59,215,144	25,996,254	70,061,464

1994 VOICES CAST FOR THE U.S. SENATE BY PARTY

State	PRIMARY ELECTION			GENERAL ELECTION		
	Democratic	Republican	Other	Democratic	Republican	Other
AL						
AK						
AS						
AZ	255,033	233,523	5,424	600,999	442,510	75,551
AR						
CA	2,204,580	1,934,891	53,330	3,979,152	3,817,025	717,912
CO						
CT		104,705		443,793	334,833	301,141
DE				84,554	111,088	3,387
DC						
FL	1,137,863			1,210,412	2,894,726	1,038
GA						
GU						
HI	168,877	40,725	351	256,189	86,320	14,393
ID						
IL						
IN	349,798	398,111		470,796	1,039,624	33,139
IA						
KS						
KY						
LA						
ME	82,479	80,046		186,042	308,244	17,447
MD	484,204	217,626		809,125	559,908	68
MA	396,135	229,496		1,266,011	894,005	19,948
MI	656,198	562,905		1,300,960	1,578,770	163,655
MN	383,630	464,033		781,860	869,653	121,416
MS	212,309	76,019		189,752	418,333	
MO	524,895	312,648	2,302	633,697	1,060,149	81,270
MT	123,666	82,827		131,845	218,542	
NE	107,943	174,912		317,297	260,668	1,240
NV		115,982		193,804	156,020	30,706
NH						
NJ	187,045	188,300		1,033,487	966,244	55,156
NM	165,148	89,736		249,989	213,025	182
NY	704,997		19,551	2,528,387	1,711,760	550,189
NC						
ND	66,265	49,493		137,157	99,390	
OH	934,891	811,663		1,348,213	1,836,556	252,115
OK	436,462	204,360		392,488	542,390	47,552
OR						
PA	714,930	818,084		1,648,481	1,735,691	129,189
RI	45,718	40,423		122,532	222,856	
SC						
SD						
TN	1,774,550	812,482		1,189,094	1,720,224	36,935
TX	1,027,909	555,338		1,639,615	2,604,218	36,107
UT			1,438	146,938	357,297	15,088
VT	30,229	27,080	321	85,868	106,505	19,299
VA	266,944			938,376	882,213	236,874
VI						
WA	386,773	530,282	12,548	752,352	947,821	
WV	222,499	77,533		290,495	130,441	
WI	151,561	331,512	1,422	912,662	636,989	15,977
WY	39,563	81,381		79,287	118,754	3,669
Total:	13,993,555	9,646,116	96,687	26,351,709	29,882,792	2,980,643

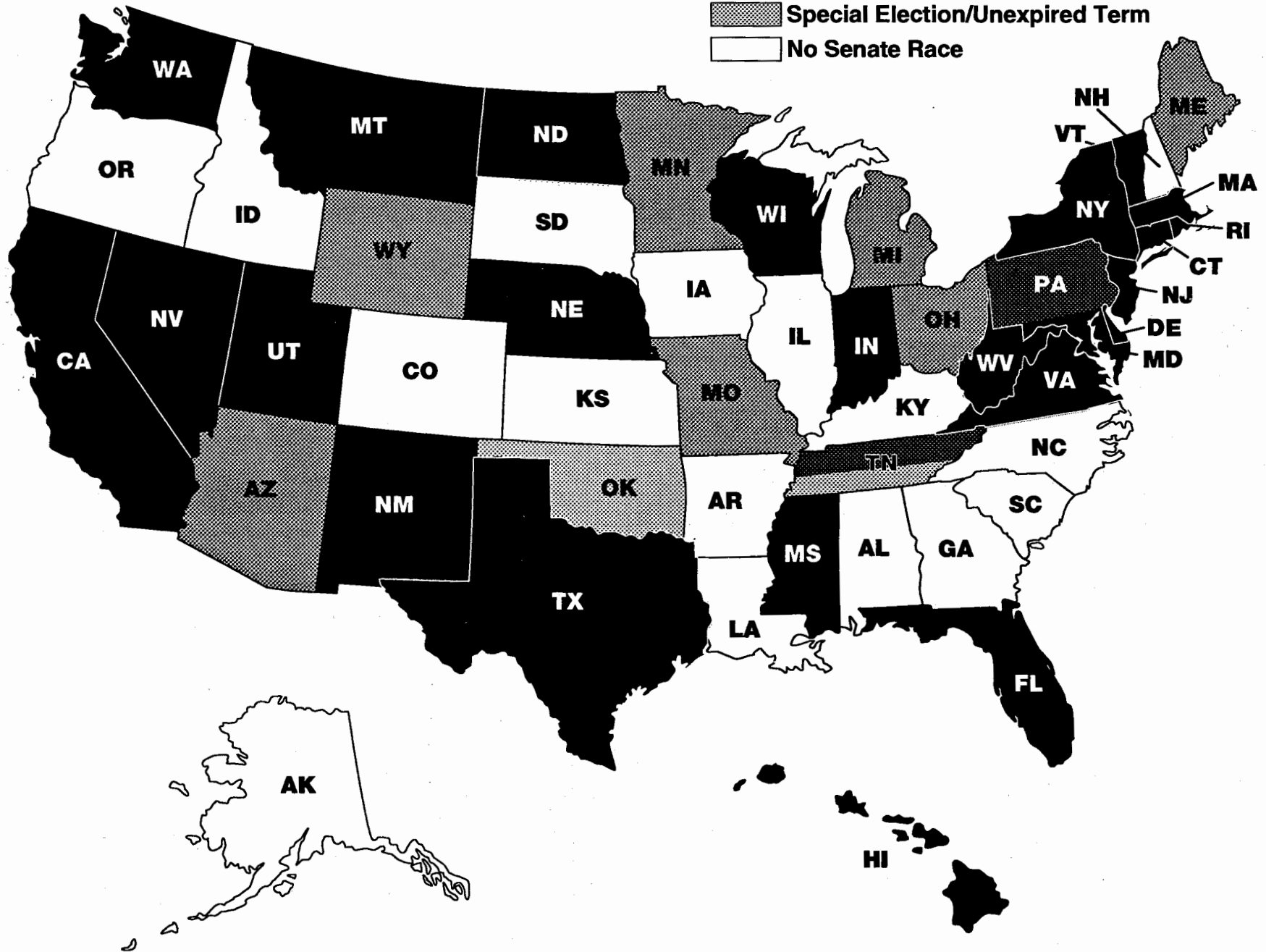
**OFFICIAL ELECTION RESULTS
FOR
UNITED STATES SENATE**

1994 Senate Victors



1994 U.S. Senate Campaigns

- Incumbent Re-elected
- Incumbent Defeated in General Election
- Open Seat
- Special Election/Unexpired Term
- No Senate Race



ELECTION TYPE:		PRIMARY		RUNOFF		GENERAL	
CANDIDATE NAME	PARTY	# OF VOICES	%	# OF VOICES	%	# OF VOICES	%
ARIZONA		September 13th				November 8th	
Kyl, Jon	R	231,275	99.04			600,999	53.70
Banks, Al	W(R)	2,195	.94				
Bauman, Chuck	W(R)	53	.02				
Coppersmith, Sam	D	81,995	32.15			442,510	39.54
Mahoney, Richard	D	81,863	32.10				
Resnick, Cindy	D	75,563	29.63				
Moss, Dave	D	15,612	6.12				
Grainger, Scott	LBT	5,424	100.00			75,493	6.75
Pope, Mark	W					58	.00
Total Votes:		493,980				1,119,060	
CALIFORNIA		June 7th				November 8th	
Feinstein, Dianne	D	1,635,837	74.20			3,979,152	46.74
Andromidas, Ted J.	D	297,128	13.48				
O'Dowd, Daniel Davy	D	271,615	12.32				
Huffington, Michael	R	1,072,558	55.43			3,817,025	44.83
Dannemeyer, William E. (Bill)	R	565,864	29.24				
Squires, Kate	R	202,950	10.49				
Dalichau, Wolf G.	R	58,307	3.01				
Brown, John M.	R	35,212	1.82				
Barron, Elizabeth Cervantes	PFP	3,487	70.70			255,301	3.00
Hampshire, Larry D.	PFP	1,445	29.30				
Boddie, Richard Benjamin	LBT	13,596	100.00			179,100	2.10
Meeuwenberg, Paul	AIP	17,747	100.00			142,771	1.68
Blong, Barbara	GRN	9,006	52.80			140,567	1.65
Smith, Kent W.	GRN	3,846	22.55				
None of the Above	GRN	4,203	24.64				
Hamming, Robert	W					102	.00
Crowder, Kathryn J.	W					47	.00
Carroll, Jerry Leon	W					11	.00
Dao, Linh Kieu	W					11	.00
Kalenkarian, Tim	W					2	.00
Total Votes:		4,192,801				8,514,089	

ELECTION TYPE:	PRIMARY	RUNOFF		GENERAL			
CANDIDATE NAME	PARTY	# OF VOTES	%	# OF VOTES	%	# OF VOTES	%
CONNECTICUT*		September 13th		November 8th			
Lieberman, Joseph I.				Combined Parties:		723,842	67.04
Lieberman, Joseph I.	D	*				[443,793]	
Lieberman, Joseph I.#	ACP					[280,049]	
LaBriola, Jerry	R	69,972	66.83			334,833	31.01
Bentivegna, Joseph	R	34,733	33.17				
Boutelle, Jim	R						
Carneau, Gary R.	CNC					20,989	1.94
Moore, Wildey J.	W					86	.01
Arrowsmith, Edward J.	W					11	.00
DiCandia, Clarisse	W					6	.00
Total Votes:		104,705				1,079,767	

* A candidate endorsed by the party at the party convention is the nominee. If a qualified challenger to the party-endorsed candidate receives 15% of the delegate votes on roll call at the convention, a primary election is held between the two candidates. Democratic convention: July 16th; Republican convention: July 23rd. Convention nominees are noted with an asterisk.

Three towns reported A Connecticut Party votes cast for Lieberman in with the Democrat Party total.

DELAWARE		September 10th		November 8th	
Roth, William V., Jr.	R	Unopposed		111,088	55.81
Oberly, Charles M., III	D	Unopposed		84,554	42.48
Dierickx, John C.	LBT	Unopposed		3,387	1.70
Total Votes:				199,029	

FLORIDA		September 8th		October 4th		November 8th	
Mack, Connie	R	Unopposed				2,894,726	70.50
Rodham, Hugh E.	D	255,605	33.78	221,424	58.09	1,210,412	29.48
Wiley, Mike	D	188,551	24.92	159,776	41.91		
Rubin, Ellis	D	161,386	21.33				
Perez, A.	D	151,121	19.97				
Mailhot, Ernie	W					1,038	.02
Total Votes:		756,663		381,200		4,106,176	

ELECTION TYPE:		PRIMARY		RUNOFF		GENERAL	
CANDIDATE NAME	PARTY	# OF VOTES	%	# OF VOTES	%	# OF VOTES	%
HAWAII		September 17th				November 8th	
Akaka, Daniel K.	D	168,877	100.00			256,189	71.78
Hustace, Maria M.	R	16,647	40.88			86,320	24.18
Ho, Richard C. S.	R	9,069	22.27				
Bollinger, F. D.	R	7,869	19.32				
Manner, Paul	R	2,640	6.48				
Harker, Bob	R	2,454	6.02				
Deluze, James R.	R	2,046	5.02				
Rowland, Richard (Dick)	LBT	351	100.00			14,393	4.03
Total Votes:		209,953				356,902	
INDIANA		May 3rd				November 8th	
Lugar, Richard G.	R	398,111	100.00			1,039,624	67.35
Jontz, James	D	191,619	54.78			470,796	30.50
Taylor, John W.	D	158,179	45.22				
Bourland, Barbara	LBT					17,339	1.12
Barton, Mary Catherine	NA					15,800	1.02
Total Votes:		747,909				1,543,559	
MAINE		June 14th				November 8th	
Snowe, Olympia J.	R	79,953	99.88			308,244	60.24
Other	W(R)	93	.12				
Andrews, Thomas H.	D	82,339	99.83			186,042	36.36
Other	W(D)	140	.17				
Truman, Plato	I					17,205	3.36
Other	W					242	.05
Total Votes:		162,525				511,733	

ELECTION TYPE:		PRIMARY		RUNOFF		GENERAL	
CANDIDATE NAME	PARTY	# OF VOTES	%	# OF VOTES	%	# OF VOTES	%
MICHIGAN		August 2nd				November 8th	
Abraham, Spencer	R	292,399	51.94			1,578,770	51.88
Romney, Ronna	R	270,304	48.02				
Scattered	W(R)	202	.04				
Carr, Bob	D	157,585	24.01			1,300,960	42.75
Pollack, Lana	D	151,323	23.06				
Ferguson, Joel	D	130,125	19.83				
Brodhead, William M.	D	94,601	14.42				
Kelly, John	D	71,964	10.97				
Marlinga, Carl J.	D	50,329	7.67				
Scattered	W(D)	271	.04				
Coon, Jon	LBT					128,393	4.22
Roundtree, William	WW					20,010	.66
Wege, Chris	NL					14,746	.48
Scattered	W					506	.02
Total Votes:		1,219,103				3,043,385	
MINNESOTA		September 13th				November 8th	
Grams, Rod	I-R	269,931	58.17			869,653	49.05
Dyrstad, Joanell M.	I-R	163,205	35.17				
Stassen, Harold Edward	I-R	22,430	4.83				
Zeleniak, John J.	I-R	8,467	1.82				
Wynia, Ann	DFL	236,476	61.64			781,860	44.10
Foley, Tom	DFL	126,756	33.04				
Johnson, Buford	DFL	6,866	1.79				
Franson, "Dick"	DFL	6,063	1.58				
Richards, Leonard J.	DFL	4,146	1.08				
LeGare, Gary L.	DFL	3,323	.87				
Barkley, Dean M.	IDP					95,400	5.38
Sjostrom, Candice E.	GRT					15,920	.90
Johnson, Stephen	NL					5,054	.28
Himelgrin, Marea	SWP					2,428	.14
Scattered	W					2,614	.15
Total Votes:		847,663				1,772,929	

ELECTION TYPE:		PRIMARY		RUNOFF		GENERAL	
CANDIDATE NAME	PARTY	# OF VOTES	%	# OF VOTES	%	# OF VOTES	%
MISSISSIPPI		June 7th		June 28th		November 8th	
Lott, Trent	R	72,543	95.43			418,333	68.80
Bourland, Jimmy Ray	R	2,023	2.66				
O'Hara, Richard	R	1,453	1.91				
Harper, Ken	D	62,963	46.69	49,137	63.43	189,752	31.20
Eastland, Hiram	D	38,976	28.90	28,328	36.57		
Turnipseed, Jorga Pound	D	17,873	13.25				
Hunt, James W. (Bootie)	D	7,843	5.82				
O'Hara, Shawn	D	7,189	5.33				
Total Votes:		210,863		77,465		608,085	

MISSOURI		August 2nd				November 8th	
Ashcroft, John	R	260,065	83.18			1,060,149	59.72
Lea, Joyce	R	15,228	4.87				
Schwan, Joseph A.	R	14,713	4.70				
Halstead, Ronald G.	R	11,339	3.63				
Jones, Doug	R	11,303	3.62				
Wheat, Alan	D	215,171	40.99			633,697	35.70
Murphy, Marsha	D	200,937	38.28				
Thomas, Jim	D	60,204	11.47				
Ortbals, Gerald R.	D	23,695	4.51				
Hawley, Jim	D	10,342	1.97				
Sutherland, Ned	D	8,566	1.63				
Clement, Nicholas	D	5,980	1.14				
Johnson, Bill	LBT	1,604	69.68			81,264	4.58
Jamerson, Rickey	LBT	698	30.32				
Peacock, Jock*	W(I)					5	.00
Kolocotronis, Cyrill*	W(I)					1	.00
Total Votes:		839,845				1,775,116	

* Section 115.343, Missouri Statutes, states that "write-in candidates at a general election shall be considered to be independent candidates..."

MONTANA		June 7th				November 8th	
Burns, Conrad	R	82,827	100.00			218,542	62.37
Mudd, Jack	D	58,371	47.20			131,845	37.63
Melcher, John	D	39,607	32.03				
Shaw, Becky	D	25,688	20.77				
Total Votes:		206,493				350,387	

ELECTION TYPE:		PRIMARY		RUNOFF		GENERAL	
CANDIDATE NAME	PARTY	# OF VOTES	%	# OF VOTES	%	# OF VOTES	%
NEBRASKA		May 10th				November 8th	
Kerrey, Bob	D	107,137	99.25			317,297	54.78
Scattered	W(D)	806	.75				
Stoney, Jan	R	150,896	86.27			260,668	45.00
Glebe, Otis	R	23,796	13.60				
Scattered	W(R)	220	.12				
Scattered	W					1,240	.21
Total Votes:		282,855				579,205	
NEVADA		September 6th				November 8th	
Bryan, Richard H.	D	Unopposed				193,804	50.93
Furman, Hal	R	58,521	50.46			156,020	41.00
Woods, Charles	R	29,601	25.52				
Balistere, John Vincent	R	4,964	4.28				
Hough, David L.	R	4,135	3.56				
Anderson, Prolife	R	2,973	2.56				
None of These Candidates	R	15,788	13.61				
Nevenich, Anna	I					6,666	1.75
Days, Bob	LBT					5,964	1.57
Grasteit, Neal A.	IA					5,450	1.43
None of These Candidates						12,626	3.32
Total Votes:		115,982				380,530	
NEW JERSEY		June 7th				November 8th	
Lautenberg, Frank R.	D	151,416	80.95			1,033,487	50.29
Campbell, Bill	D	26,066	13.94				
Speed, Lynne A.	D	9,563	5.11				
Haytaian, Garabed "Chuck"	R	126,768	67.32			966,244	47.02
Kennedy, Brian T.	R	61,532	32.68				
Kelly, Michael P.	KAF*					14,343	.70
Grindlinger, Ben	LBT*					14,042	.68
Pezzullo, Richard J.	C-NJ*					9,387	.46
Lippi, Andrea	JPR*					6,303	.31
Predham, George Patrick	DDD*					4,226	.20
Kuniansky, Joanne	SWP*					3,606	.18
Gold, Arlene	NL*					3,249	.16
Total Votes:		375,345				2,054,887	

* On the ballot, candidates were listed as Independents.

ELECTION TYPE:		PRIMARY		RUNOFF		GENERAL	
CANDIDATE NAME	PARTY	# OF VOTES	%	# OF VOTES	%	# OF VOTES	%
NEW MEXICO		June 7th			November 8th		
Bingaman, Jeff	D	165,148	100.00			249,989	53.97
McMillan, Colin R.	R	65,119	72.57			213,025	45.99
Turner, Bill	R	13,178	14.68				
Otten, Robin Dozier	R	11,439	12.75				
Lobato, Francesca	W					130	.03
Cole, Orlin G.	W					52	.01
Total Votes:		254,884				463,196	
NEW YORK		September 13th			November 8th		
Moynihan, Daniel Patrick				Combined Parties:		2,646,541	55.25
Moynihan, Daniel Patrick	L	Unopposed				[118,154]	
Moynihan, Daniel Patrick	D	526,766	74.72			[2,528,387]	
Sharpton, Alfred C.	D	178,231	25.28				
Castro, Bernadette				Combined Parties:		1,988,308	41.51
Castro, Bernadette	R/TCN	Unopposed				[1,711,760]	
Castro, Bernadette	CON	12,300	62.91			[276,548]	
Hewes, Henry F.	CON	7,251	37.09				
Hewes, Henry F.	RTL	Unopposed				95,954	2.00
Betancourt, Ismael, Jr.	IFU					26,650	.56
Segal, Norma	LBT					17,991	.38
Craine, Naomi L.	SWP					14,892	.31
Total Votes:		724,548				4,790,336	
NORTH DAKOTA		June 14th			November 8th		
Conrad, Kent	D	66,265	100.00			137,157	57.98
Clayburgh, Dr. Ben	R	49,493	100.00			99,390	42.02
Total Votes:		115,758				236,547	

ELECTION TYPE:		PRIMARY		RUNOFF		GENERAL	
CANDIDATE NAME	PARTY	# OF VOTES	%	# OF VOTES	%	# OF VOTES	%
OHIO		May 3rd				November 8th	
DeWine, Mike	R	422,367	52.04			1,836,556	53.44
Healy, Bernadine	R	263,560	32.47				
Watts, Gene J.	R	83,103	10.24				
Rhodes, George H.	R	42,633	5.25				
Hyatt, Joel	D	432,361	46.25			1,348,213	39.23
Boyle, Mary O.	D	415,853	44.48				
Applegate, Ralph A.	D	86,677	9.27				
Slovenec, Joseph J.	I					252,031	7.33
Burkhardt, Dan S.	W					57	.00
Thierjung, Peter	W					27	.00
Total Votes:		1,746,554				3,436,884	
OKLAHOMA: Special Election		August 23rd				November 8th	
Inhofe, James M.	R	159,001	77.80			542,390	55.21
Caldwell, Tony	R	45,359	22.20				
McCurdy, Dave	D	283,095	64.86			392,488	39.95
Graves, Cody L.	D	153,367	35.14				
Corn, Danny	I					47,552	4.84
Total Votes:		640,822				982,430	
PENNSYLVANIA		May 10th				November 8th	
Santorum, Rick	R	667,115	81.55			1,735,691	49.40
Watkins, Joe	R	150,969	18.45				
Wofford, Harris	D	714,930	100.00			1,648,481	46.92
Blough, Diane	PAT					69,825	1.99
Ernsberger, Donald C.	LBT					59,115	1.68
Scattered	W					249	.01
Total Votes:		1,533,014				3,513,361	

ELECTION TYPE:		PRIMARY		RUNOFF		GENERAL	
CANDIDATE NAME	PARTY	# OF VOTES	%	# OF VOTES	%	# OF VOTES	%
RHODE ISLAND		September 13th				November 8th	
Chafee, John H.	R	27,906	69.03			222,856	64.52
Post, Thomas R., Jr.	R	12,517	30.96				
Kushner, Linda J.	D	45,718	100.00			122,532	35.48
Total Votes:		86,141				345,388	
TENNESSEE		August 4th				November 8th	
Frist, Bill	R	197,734	44.37			834,226	56.35
Corker, Bob	R	143,808	32.27				
Wilson, Steve	R	50,274	11.28				
Sterling, Harold	R	28,425	6.38				
Bush, Byron	R	14,267	3.20				
Benedict, Andrew (Buddy), III	R	11,117	2.49				
Scattered	W(R)	26	.00				
Sasser, Jim	D	402,610	99.98			623,164	42.09
Scattered	W(D)	92	.02				
Hooker, John Jay	I					13,244	.89
Johnson, Charles F.	I					6,631	.45
Kienlen, Philip L.	I					3,087	.21
Scattered	W					39	.00
Total Votes:		848,353				1,480,391	
TENNESSEE: Unexpired Term		August 4th				November 8th	
Thompson, Fred	R	235,386	64.17			885,998	60.44
Baker, John	R	131,431	35.83				
Scattered	W(R)	14	.00				
Cooper, Jim	D	375,615	99.98			565,930	38.61
Scattered	W(D)	53	.01				
Hancock, Charles N.	I					4,169	.28
Moore, Charles M.	I					2,219	.15
Lytle, Terry L.	I					1,934	.13
Martin, Kerry	I					1,719	.12
Walls, Jon	I					1,532	.10
Lumpkin, Hobart R.	I					1,184	.08
Schneller, Don	I					1,150	.08
Scattered	W					27	.00
Total Votes:		742,499				1,465,862	

ELECTION TYPE:		PRIMARY		RUNOFF		GENERAL	
CANDIDATE NAME	PARTY	# OF VOTES	%	# OF VOTES	%	# OF VOTES	%
TEXAS		March 8th		April 12th		November 8th	
Hutchison, Kay Bailey	R	467,975	84.27			2,604,218	60.85
Hopkins, Stephen	R	34,703	6.25				
Currey, James C.	R	15,625	2.81				
Henson, Roger	R	14,021	2.52				
Schmidt, Ernest J.	R	8,690	1.56				
Mata, M. Troy	R	8,632	1.55				
Spink, Tom	R	5,692	1.02				
Fisher, Richard	D	388,090	37.76	400,227	53.60	1,639,615	38.31
Mattox, Jim	D	416,503	40.52	346,414	46.40		
Andrews, Michael A.	D	159,793	15.54				
Lantz, Evelyn K.	D	63,523	6.18				
Blondeau, Pierre	LBT					36,107	.84
Total Votes:		1,583,247		746,641		4,279,940	

UTAH*		June 28th				November 8th	
Hatch, Orrin G.	R	*				357,297	68.80
Butler, Kent	R						
Hardy, Warren W.	R						
Heidt, Stephen Christian	R						
Majcher, Gilbert W.	R						
Shea, Patrick A.	D	*				146,938	28.29
Benson, John W.	D						
Oliver, Craig	I	818	56.88			9,550	1.84
Rigley, Bill	I	620	43.12				
Van Horn, Gary R.	AM	*				2,543	.49
Gonzalez, Nelson	SWP	*				1,514	.29
Topham, Lawrence Rey	IA	*				1,462	.28
Majcher, Gil	W					11	.00
Clem, Christopher W.	W					8	.00
Total Votes:		1,438				519,323	

* A candidate who receives more than 70% of the party convention vote is the nominee. If no candidate achieves that majority, a primary election is held between the two candidates receiving the highest number of votes. Democratic convention: May 14th; Republican convention: May 7th; Independent Party convention: May 14th. American Party, Independent American Party and Socialist Workers Party candidates were unopposed in seeking nominations. Convention nominees are noted with an asterisk.

ELECTION TYPE:		PRIMARY		RUNOFF		GENERAL	
CANDIDATE NAME	PARTY	# OF VOTES	%	# OF VOTES	%	# OF VOTES	%
VERMONT		September 13th				November 8th	
Jeffords, Jim	R	24,795	91.56			106,505	50.32
Scattered	W(R)	2,285	8.44				
Backus, Jan	D	16,217	53.65			85,868	40.57
Costle, Doug	D	13,139	43.46				
Scattered	W(D)	873	2.89				
Mills, Gavin T.	I					12,465	5.89
Mulligan, Matthew S.	I					3,141	1.48
Melamede, Bob	GRT-VT					1,416	.67
Levy, Jerry	LU	289	90.03			1,376	.65
Scattered	W(LU)	32	9.97				
Pardo, Joseph Victor	NL					709	.33
Scattered	W					192	.09
Total Votes:		57,630				211,672	

VIRGINIA*		June 14th		November 8th			
Robb, Charles S.	D	154,561	57.90			938,376	45.61
Goode, Virgil H., Jr.	D	90,547	33.92				
Clute, Sylvia L.	D	17,329	6.49				
Spannaus, Nancy B.	D	4,507	1.69				
North, Oliver L. "Ollie"	R	*				882,213	42.88
Miller, James C., III	R						
Coleman, J. Marshall	I					235,324	11.44
Wilder, L. Douglas#	I					113	.00
Scattered	W					1,437	.07
Total Votes:		266,944				2,057,463	

* Parties may choose to nominate by convention or primary election. The Democrats nominated by primary election. The Republicans nominated by party convention held on June 4th. Convention nominee is noted with an asterisk.

Wilder withdrew on September 15th, after paper ballots had been printed in some localities. According to the State Board of Elections, the votes listed in these tabulations reflect votes cast on paper ballots. Wilder's name did not appear on any voting equipment ballot. Any write-in votes cast for him are included in the write-in total.

ELECTION TYPE:		PRIMARY		RUNOFF		GENERAL	
CANDIDATE NAME	PARTY	# OF VOTES	%	# OF VOTES	%	# OF VOTES	%
WASHINGTON*		September 20th				November 8th	
Gorton, Slade	R	492,251	52.95			947,821	55.75
Sims, Ron	D	162,382	17.47			752,352	44.25
James, Mike	D	138,005	14.84				
Hardman, Scott	D	29,973	3.22				
Hanson, Warren E.	R	26,628	2.86				
Wineberry, Jesse	D	24,698	2.66				
Yeager, Ken	D	13,718	1.48				
Mover, Mike the	R	11,403	1.23				
Haley, Ted	I	7,342	.79				
Hart, Gene David	D	4,968	.53				
Valdez, Rudolfo (Rudy)	D	4,656	.50				
Marshall	D	4,401	.47				
Henry, Blair	D	3,972	.43				
McArthur, Harvey K.	SWP	2,939	.32				
Schirle, David	PAT	2,267	.24				
Total Votes:		929,603				1,700,173	

* Washington is a blanket primary state. All candidates, regardless of party affiliation, are listed on one ballot. All voters are presented with the same ballot to use in voting.

WEST VIRGINIA		May 10th		November 8th	
Byrd, Robert C.	D	190,061	85.42	290,495	69.01
Fuller, John M.	D	20,057	9.01		
Nuchims, Paul	D	12,381	5.56		
Klos, Stan	R	46,709	60.24	130,441	30.99
Gindin, Arthur	R	30,824	39.76		
Total Votes:		300,032		420,936	

WISCONSIN		September 13th		November 8th	
Kohl, Herb	D	135,982	89.72	912,662	58.29
Hou-Seye, Edmond Galileo	D	15,579	10.28		
Welch, Robert T.	R	157,109	47.39	636,989	40.68
Gunderson, Matthew	R	74,460	22.46		
Zeuske, Cate	R	56,248	16.97		
Fitzpatrick, Thomas M.	R	43,695	13.18		
Dean, James	LBT	1,030	100.00	15,439	.99
Scattered	W	392	.08	538	.03
Total Votes:		484,495		1,565,628	

ELECTION TYPE:		PRIMARY		RUNOFF		GENERAL	
CANDIDATE NAME	PARTY	# OF VOTES	%	# OF VOTES	%	# OF VOTES	%
WYOMING		August 16th				November 8th	
Thomas, Craig	R	81,381	100.00			118,754	58.87
Sullivan, Mike	D	39,563	100.00			79,287	39.31
McCune, Craig Alan	LBT					3,669	1.82
Total Votes:		120,944				201,710	

SENATE RACES: SIX YEAR CYCLE

CLASS UP IN 1994 (WINNERS)

ARIZONA: Jon Kyl (R)
CALIFORNIA: Dianne Feinstein (D)
CONNECTICUT: Joseph I. Lieberman (D)
DELAWARE: William V. Roth, Jr. (R)
FLORIDA: Connie Mack, III (R)
HAWAII: Daniel K. Akaka (D)
INDIANA: Richard G. Lugar (R)
MAINE: Olympia J. Snowe (R)
MARYLAND: Paul S. Sarbanes (D)
MASSACHUSETTS: Edward M. Kennedy (D)
MICHIGAN: Spencer Abraham (R)
MINNESOTA: Rod Grams (I-R)
MISSISSIPPI: Trent Lott (R)
MISSOURI: John Ashcroft (R)
MONTANA: Conrad Burns (R)
NEBRASKA: Bob Kerrey (D)
NEVADA: Richard Bryan (D)
NEW JERSEY: Frank R. Lautenberg (D)
NEW MEXICO: Jeff Bingaman (D)
NEW YORK: Daniel P. Moynihan (D)
NORTH DAKOTA: Kent Conrad (D)
OHIO: Mike DeWine (R)
PENNSYLVANIA: Rick Santorum (R)
RHODE ISLAND: John H. Chafee (R)
TENNESSEE: Bill Frist (R)
TEXAS: Kay Bailey Hutchison (R)
UTAH: Orrin G. Hatch (R)
VERMONT: James M. Jeffords (R)
VIRGINIA: Charles S. Robb (D)
WASHINGTON: Slade Gorton (R)
WEST VIRGINIA: Robert C. Byrd (D)
WISCONSIN: Herbert H. Kohl (D)
WYOMING: Craig Thomas (R)

CLASS UP IN 1996 WITH CURRENT INCUMBENTS

ALABAMA: Howell Heflin (D)
ALASKA: Ted Stevens (R)
ARKANSAS: David Pryor (D)
COLORADO: Hank Brown (R)
DELAWARE: Joseph R. Biden, Jr. (D)
GEORGIA: Sam Nunn (D)
IDAHO: Larry E. Craig (R)
ILLINOIS: Paul Simon (D)
IOWA: Tom Harkin (D)
KANSAS: Nancy L. Kassebaum (R)
KENTUCKY: Mitch McConnell (R)
LOUISIANA: J. Bennett Johnston, Jr. (D)
MAINE: William S. Cohen (R)
MASSACHUSETTS: John F. Kerry (D)
MICHIGAN: Carl Levin (D)
MINNESOTA: Paul Wellstone (D)
MISSISSIPPI: Thad Cochran (R)
MONTANA: Max Baucus (D)
NEBRASKA: J. James Exon (D)
NEW HAMPSHIRE: Robert C. Smith (R)
NEW JERSEY: Bill Bradley (D)
NEW MEXICO: Pete V. Domenici (R)
NORTH CAROLINA: Jesse Helms (R)
OKLAHOMA: James M. Inhofe (R)
OREGON: Mark O. Hatfield (R)
RHODE ISLAND: Claiborne Pell (D)
SOUTH CAROLINA: Strom Thurmond (R)
SOUTH DAKOTA: Larry Pressler (R)
TENNESSEE: Fred Thompson (R)
TEXAS: Phil Gramm (R)
VIRGINIA: John W. Warner (R)
WEST VIRGINIA: Jay Rockefeller (D)
WYOMING: Alan K. Simpson (R)

CLASS UP IN 1998 WITH CURRENT INCUMBENTS

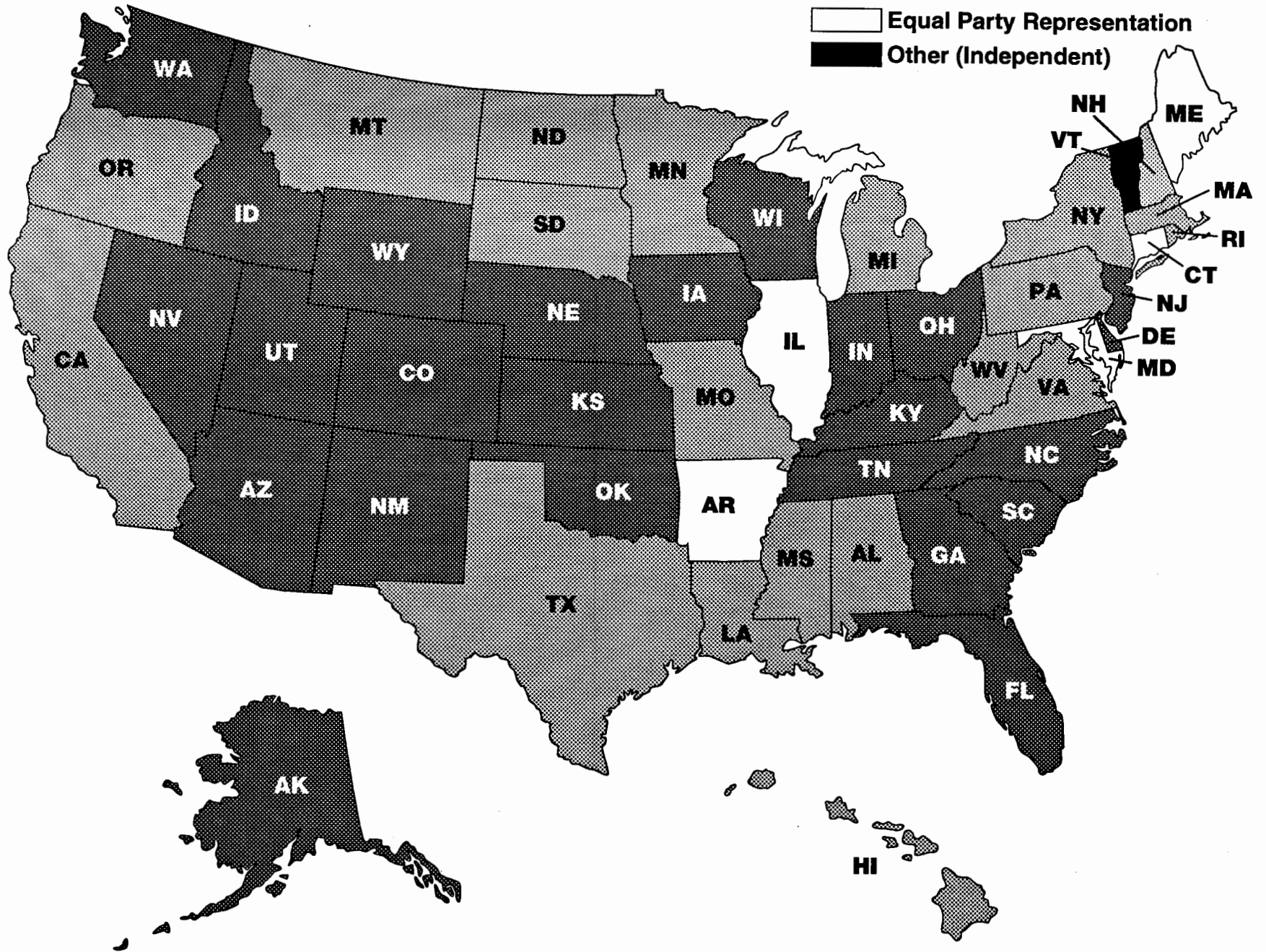
ALABAMA: Richard Shelby (R)
ALASKA: Frank H. Murkowski (R)
ARIZONA: John McCain (R)
ARKANSAS: Dale Bumpers (D)
CALIFORNIA: Barbara Boxer (D)
COLORADO: Ben Nighthorse Campbell (R)
CONNECTICUT: Christopher J. Dodd (D)
FLORIDA: Bob Graham (D)
GEORGIA: Paul Coverdell (R)
HAWAII: Daniel K. Inouye (D)
IDAHO: Dirk Kempthorne (R)
ILLINOIS: Carol Moseley-Braun (D)
INDIANA: Daniel R. Coats (R)
IOWA: Charles E. Grassley (R)
KANSAS: Bob Dole (R)
KENTUCKY: Wendell H. Ford (D)
LOUISIANA: John B. Breaux (D)
MARYLAND: Barbara A. Mikulski (D)
MISSOURI: Christopher S. Bond (R)
NEVADA: Harry Reid (D)
NEW HAMPSHIRE: Judd Gregg (R)
NEW YORK: Alfonse M. D'Amato (R)
NORTH CAROLINA: Lauch Faircloth (R)
NORTH DAKOTA: Byron L. Dorgan (D)
OHIO: John Glenn (D)
OKLAHOMA: Don Nickles (R)
OREGON: Bob Packwood (R)
PENNSYLVANIA: Arlen Specter (R)
SOUTH CAROLINA: Ernest F. Hollings (D)
SOUTH DAKOTA: Tom Daschle (D)
UTAH: Robert F. Bennett (R)
VERMONT: Patrick J. Leahy (D)
WASHINGTON: Patty Murray (D)
WISCONSIN: Russell D. Feingold (D)

**OFFICIAL ELECTION RESULTS
FOR
UNITED STATES HOUSE OF REPRESENTATIVES**

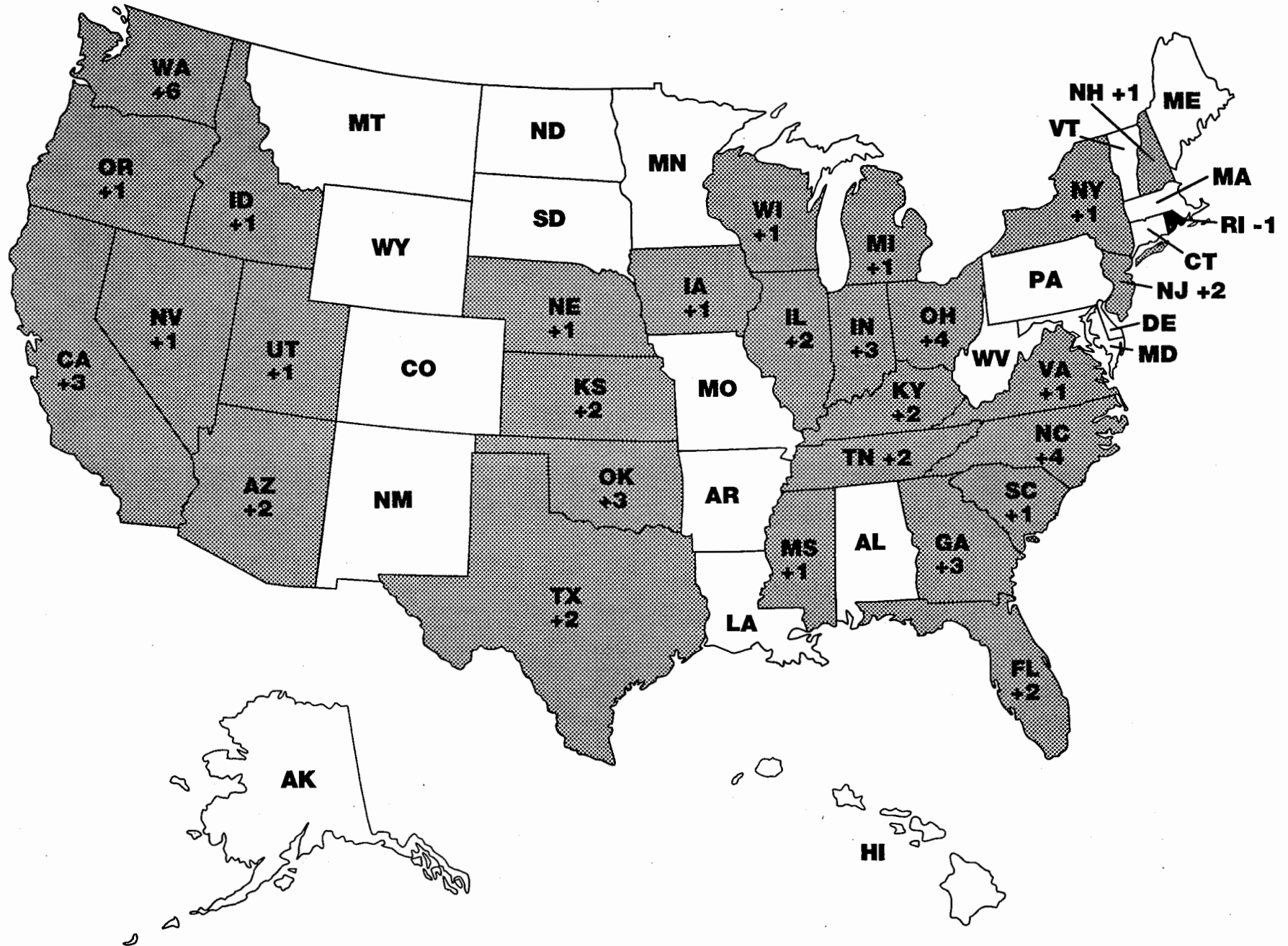
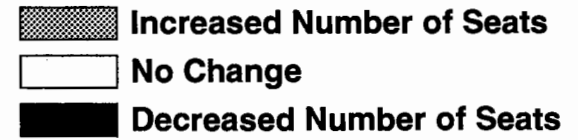


1995 House Delegations

- Majority Democratic
- Majority Republican
- Equal Party Representation
- Other (Independent)



Republican Gains in the U.S. House of Representatives



ELECTION TYPE:		PRIMARY		RUNOFF		GENERAL	
CANDIDATE NAME	PARTY	# OF VOTES	%	# OF VOTES	%	# OF VOTES	%
ALABAMA		June 7th		June 28th		November 8th	
DISTRICT 1							
Callahan, H. L. "Sonny"	R	Unopposed				103,431	67.26
Womack, Don	D	20,409	51.71			50,227	32.66
Chamberlain, Don	D	19,056	48.28				
Stewart, George Brant, IV*	D						
Scattered	W					109	.07
Total District Votes:		39,465				153,767	
* Stewart withdrew from the primary election. However, his name remained on the ballot. The party did not officially certify his vote totals in the primary election results provided to the state.							
<hr/>							
DISTRICT 2							
Everett, Terry	R	Unopposed				124,465	73.56
Dowling, Brian	D	Unopposed				44,694	26.41
Scattered	W					54	.03
Total District Votes:						169,213	
<hr/>							
DISTRICT 3							
Browder, Glen	D	88,473	85.36			93,924	63.57
Fite, Leamon "Lea," Jr.	D	15,167	14.63				
Hand, Ben	R	Unopposed				53,757	36.38
Scattered	W					64	.04
Total District Votes:		103,640				147,745	
<hr/>							
DISTRICT 4							
Bevill, Tom	D	Unopposed				119,436	98.49
Scattered	W					1,826	1.50
Total District Votes:						121,262	

ELECTION TYPE:	PRIMARY		RUNOFF		GENERAL			
	CANDIDATE NAME	PARTY	# OF VOTES	%	# OF VOTES	%	# OF VOTES	%
ALABAMA (Continued)								
DISTRICT 5								
Cramer, Bud	D	Unopposed					88,693	50.48
Parker, Wayne	R	13,042	47.42	12,803	50.04	86,923	49.47	
McInnish, Hugh	R	12,070	43.88	12,780	49.96			
Palicki, Bernard M.	R	2,394	8.70					
Scattered	W					77	.04	
Total District Votes:			27,506		25,583		175,693	
<hr/>								
DISTRICT 6								
Bachus, Spencer	R	Unopposed					155,047	79.02
Fortenberry, Larry	D	Unopposed					41,030	20.91
Scattered	W					145	.07	
Total District Votes:							196,222	
<hr/>								
DISTRICT 7								
Hilliard, Earl F.	D	Unopposed					116,150	76.86
Middleton, Alfred J., Sr.	R	Unopposed					34,814	23.04
Scattered	W					153	.10	
Total District Votes:							151,117	
<hr/>								
ALASKA*		August 23rd				November 8th		
DISTRICT 1								
Young, Don	R	41,490	100.00			118,537	56.92	
Smith, Tony	D	41,604	72.59			68,172	32.74	
Freiberger, Lawrence	D	4,068	7.10					
Vondersaar, Frank	D	2,882	5.03					
Whitmore, Joni (Jonni)	GRN	8,756	15.28			21,277	10.22	
Scattered	W					254	.12	
Total District Votes:		98,800				208,240		

* The Republican Party held its own primary; all other candidates appeared on a separate primary ballot, including Democratic Party and Green Party candidates.

ELECTION TYPE:		PRIMARY		RUNOFF		GENERAL	
CANDIDATE NAME	PARTY	# OF VOTES	%	# OF VOTES	%	# OF VOTES	%
AMERICAN SAMOA						November 8th*	
Faleomavaega, Eni F. H.	D					6,517	63.54
Radewagen, Amata Coleman	R					2,116	20.63
Galea'i, Fai'ivae Apelu	I					1,299	12.66
Tuika, Tuika	I					324	3.16
Total Votes:						10,256	

* The November 8th election is considered the general election; a primary election is not held.

ARIZONA		September 13th		November 8th	
DISTRICT 1					
Salmon, Matt	R	19,862	38.97	101,350	56.04
Smith, Susan Bitter	R	11,359	22.29		
Rawles, Linda	R	9,596	18.83		
Hermon, Bev	R	8,030	15.76		
Tollefson, Bert	R	2,119	4.16		
Blanchard, Chuck	D	24,499	100.00	70,627	39.05
Howarth, Bob*	W(LBT)/LBT	26	100.00	8,890	4.92
Total District Votes:		75,491		180,867	
DISTRICT 2					
Pastor, Ed	D	26,426	73.91	62,589	62.31
Molina, Robert	D	9,330	26.09		
MacDonald, Robert	R	7,606	61.09	32,797	32.65
Crews, James V. "Jim"	R	4,845	38.91		
Bertrand, James*	W(LBT)/LBT	13	100.00	5,060	5.04
Total District Votes:		48,220		100,446	
DISTRICT 3					
Stump, Bob	R	55,321	100.00	145,396	70.13
Sprague, Howard Lee	D	21,316	100.00	61,939	29.87
Total District Votes:		76,637		207,335	

ELECTION TYPE:		PRIMARY		RUNOFF		GENERAL	
CANDIDATE NAME	PARTY	# OF VOTES	%	# OF VOTES	%	# OF VOTES	%
ARIZONA (Continued)							
DISTRICT 4							
Shadegg, John	R	26,489	43.10			116,714	60.19
Franks, Trent	R	18,574	30.22				
Bruner, Jim	R	12,718	20.69				
Jugloff, Joan	R	3,678	5.98				
Cure, Carol	D	24,904	100.00			69,760	35.98
Yannone, Mark J.	LBT	920	100.00			7,428	3.83
Total District Votes:		87,283				193,902	
DISTRICT 5							
Kolbe, Jim	R	42,239	80.32			149,514	67.72
Sweeney, Joseph	R	10,350	19.68				
Auerbach, Gary	D	35,016	100.00			63,436	28.73
Murphy, Phillip W.	LBT					7,821	3.54
Carvalho, James J.	W(LBT)	25	100.00				
Total District Votes:		87,630				220,771	
DISTRICT 6							
Hayworth, J.D.	R	21,109	45.26			107,060	54.60
Schweikert, David	R	9,565	20.51				
Husk, Gary	R	6,500	13.94				
Smith, David	R	5,093	10.92				
Liston, Ramona	R	4,376	9.38				
English, Karan	D	32,261	100.00			81,321	41.48
Fuller, Sequoia R.*	W(LBT)/LBT	37	100.00			7,687	3.92
Total District Votes:		78,941				196,068	

* Candidates were write-in candidates in the primary election. Their names appeared on the general election ballot as the Libertarian Party candidates.

ARKANSAS		May 24th	November 8th
DISTRICT 1			
Lambert, Blanche M.	D	Unopposed	95,290 53.40
Dupwe, Warren	R	Unopposed	83,147 46.60
Total District Votes:			178,437

ELECTION TYPE:		PRIMARY		RUNOFF		GENERAL	
CANDIDATE NAME	PARTY	# OF VOTES	%	# OF VOTES	%	# OF VOTES	%
ARKANSAS (Continued)							
DISTRICT 2							
Thornton, Ray	D	Unopposed				97,580	57.38
Powell, Bill	R	Unopposed				72,473	42.62
Total District Votes:						170,053	
DISTRICT 3							
Hutchinson, Tim	R	Unopposed				129,800	67.72
Seitz, Berta L.	D	Unopposed				61,883	32.28
Total District Votes:						191,683	
DISTRICT 4							
Dickey, Jay	R	Unopposed				87,469	51.81
Bradford, Jay	D	59,283	53.55			81,370	48.19
Parkerson, John	D	27,323	24.68				
McDougal, Jim	D	24,093	21.76				
Total District Votes:		110,699				168,839	
CALIFORNIA							
		June 7th				November 8th	
DISTRICT 1							
Riggs, Frank	R	31,572	63.32			106,870	53.26
Levine, Morton S.	R	9,976	20.01				
DeRonde, Glen A.	R	8,311	16.67				
Hamburg, Dan	D	43,024	61.75			93,717	46.70
Bosco, Doug	D	26,652	38.25				
Chase, Russel J.	W					86	.04
Total District Votes:		119,535				200,673	
DISTRICT 2							
Herger, Wally	R	62,055	100.00			137,864	64.16
Jacobs, Mary	D	47,613	100.00			55,959	26.04
Kidd, Devvy	AIP	977	100.00			15,619	7.27
Pendery, Harry H. "Doc"	LBT	517	100.00			5,418	2.52
Total District Votes:		111,162				214,860	

ELECTION TYPE:		PRIMARY		RUNOFF		GENERAL	
CANDIDATE NAME	PARTY	# OF VOTES	%	# OF VOTES	%	# OF VOTES	%
CALIFORNIA (Continued)							
DISTRICT 3							
Fazio, Vic	D	42,896	75.10			97,093	49.75
McAfee, Rodger	D	14,219	24.90				
Lefever, Tim	R	30,224	63.39			89,964	46.10
Arrowsmith, Nathan L.	R	9,580	20.09				
Fowler, Larry	R	7,877	16.52				
Crain, Ross	LBT	297	100.00			8,100	4.15
Total District Votes:		105,093				195,157	
DISTRICT 4							
Doolittle, John T.	R	68,081	100.00			144,936	61.33
Hirning, Katie	D	50,643	100.00			82,505	34.91
Falconi, Damon C.	LBT	525	100.00			8,882	3.76
Total District Votes:		119,249				236,323	
DISTRICT 5							
Matsui, Robert T.	D	58,122	100.00			125,042	68.48
Dinsmore, Robert S.	R	21,761	65.64			52,905	28.97
Riordan, Mark E.	R	11,391	34.36				
Mors, Gordon	AIP	348	100.00			4,649	2.55
Total District Votes:		91,622				182,596	
DISTRICT 6							
Woolsey, Lynn C.	D	67,793	100.00			137,642	58.12
Nugent, Michael J.	R	14,314	31.98			88,940	37.55
Hughes, Duane	R	13,026	29.10				
McCorvey, Lex	R	8,687	19.41				
Rosanelli, Tom	R	5,718	12.78				
Crockett, David	R	3,011	6.73				
Beary, Louis	LBT	474	100.00			6,203	2.62
Jones, Ernest K., Jr.	PPF	235	100.00			4,055	1.71
Total District Votes:		113,258				236,840	

ELECTION TYPE:		PRIMARY		RUNOFF		GENERAL	
CANDIDATE NAME	PARTY	# OF VOTES	%	# OF VOTES	%	# OF VOTES	%
CALIFORNIA (Continued)							
DISTRICT 7							
Miller, George	D	54,805	100.00			116,105	69.69
Hughes, Charles V.	R	19,259	100.00			45,698	27.43
Callison, William A. "Bill"	PFP	105	100.00			4,798	2.88
Total District Votes:		74,169				166,601	
DISTRICT 8							
Pelosi, Nancy	D	66,247	92.36			137,642	81.85
Ingraham, Robert	D	5,476	7.63				
Cheung, Elsa C.	R	9,716	100.00			30,528	18.15
Bowman, Robert	W					1	.00
Total District Votes:		81,439				168,171	
DISTRICT 9							
Dellums, Ronald V.	D	63,783	100.00			129,233	72.25
Wright, Deborah	R	12,427	100.00			40,448	22.61
Mar, Emma Wong	PFP	260	100.00			9,194	5.14
Total District Votes:		76,470				178,875	
DISTRICT 10							
Baker, Bill	R	44,771	76.72			138,916	59.30
Williams, Dave	R	13,587	23.28				
Schwartz, Ellen	D	31,031	62.13			90,523	38.64
Horan, Tim	D	18,911	37.86				
Cooper, Craig W.	PFP	73	100.00			4,802	2.05
Total District Votes:		108,373				234,241	
DISTRICT 11							
Pombo, Richard	R	39,376	100.00			99,302	62.14
Perry, Randy A.	D	27,404	69.70			55,794	34.91
Sprague, Michael Irv	D	11,914	30.30				
Miller, Joseph B.	LBT	174	100.00			4,718	2.95
Total District Votes:		78,868				159,814	

ELECTION TYPE:		PRIMARY		RUNOFF		GENERAL	
CANDIDATE NAME	PARTY	# OF VOTES	%	# OF VOTES	%	# OF VOTES	%
CALIFORNIA (Continued)							
DISTRICT 12							
Lantos, Tom	D	51,932	100.00			118,408	67.42
Wilder, Deborah	R	14,496	57.71			57,228	32.58
Quraishi, Bill	R	10,621	42.29				
Total District Votes:		77,049				175,636	
DISTRICT 13							
Stark, Fortney Pete	D	34,103	76.74			97,344	64.62
Mills, Jim	D	10,337	23.26				
Molton, Larry	R	10,814	54.99			45,555	30.24
Teyler, Verne W.	R	8,851	45.01				
Gough, Robert "Bob"	LBT	205	100.00			7,743	5.14
Total District Votes:		64,310				150,642	
DISTRICT 14							
Eshoo, Anna G.	D	47,373	86.59			120,713	60.60
Tirey, Donald	D	7,338	13.41				
Brink, Ben	R	24,061	72.06			78,475	39.40
Morton, Ray	R	9,328	27.94				
Total District Votes:		88,100				199,188	
DISTRICT 15							
Mineta, Norm	D	50,048	100.00			119,921	59.90
Wick, Robert	R	27,129	67.57			80,266	40.09
Liu, Doris	R	13,022	32.43				
Liu, Doris F.	W					17	.01
Total District Votes:		90,199				200,204	

ELECTION TYPE:	PRIMARY		RUNOFF		GENERAL			
	CANDIDATE NAME	PARTY	# OF VOTES	%	# OF VOTES	%	# OF VOTES	%
CALIFORNIA (Continued)								
DISTRICT 16								
Lofgren, Zoe	D	16,168	45.34				74,935	64.96
McEnery, Tom	D	15,037	42.17					
Lane, Richard R.	D	1,537	4.31					
Williamson, Cynthia "Cindy"	D	1,414	3.96					
Harney, Tom	D	780	2.19					
Dykes, Edward R.	D	721	2.02					
Smith, Lyle J.	R	15,001	100.00				40,409	35.03
Barraza, Fred Luke	W						8	.01
Total District Votes:		50,658					115,352	
DISTRICT 17								
Farr, Sam	D	42,720	80.58				87,222	52.17
Dunn, Art	D	10,298	19.42					
McC Campbell, Bill	R	33,308	100.00				74,380	44.49
Coffin, E. Craig	GRN	730	67.10				5,591	3.34
None of the Above	GRN	358	32.90					
Total District Votes:		87,414					167,193	
DISTRICT 18								
Condit, Gary A.	D	33,922	100.00				91,106	65.52
Carter, Tom	R	25,860	100.00				44,046	31.68
Morzella, James B.	LBT	144	100.00				3,902	2.81
Total District Votes:		59,926					139,054	
DISTRICT 19								
Radanovich, George P.	R	25,191	50.76				104,435	56.78
Der Manouel, Michael, Jr.	R	14,551	29.32					
Gulke, Ron	R	9,883	19.92					
Lehman, Rick	D	38,311	100.00				72,912	39.64
Comstock, Dolores	LBT	175	100.00				6,579	3.58
Total District Votes:		88,111					183,926	

ELECTION TYPE:	PRIMARY		RUNOFF		GENERAL			
	CANDIDATE NAME	PARTY	# OF VOTES	%	# OF VOTES	%	# OF VOTES	%
CALIFORNIA (Continued)								
DISTRICT 20								
Dooley, Cal	D	25,629	100.00			57,394	56.70	
Young, Paul	R	13,478	63.98			43,836	43.30	
Estrada, John	R	5,074	24.09					
Murillo, Carlos	R	2,514	11.93					
Total District Votes:		46,695				101,230		
<hr/>								
DISTRICT 21								
Thomas, Bill	R	38,947	69.95			116,874	68.10	
Weber, Nora "Jenkins"	R	16,730	30.05					
Evans, John L.	D	19,325	54.93			47,517	27.68	
Vollmer, Deborah A.	D	15,853	45.07					
Hodges, Mike	LBT	262	100.00			6,899	4.02	
Vollmer, Deborah A.	W					339	.20	
Total District Votes:		91,117				171,629		
<hr/>								
DISTRICT 22								
Seastrand, Andrea	R	39,938	58.96			102,987	49.27	
Stoker, Mike	R	24,405	36.03					
Reddoch, Wayne	R	3,394	5.01					
Capps, Walter Holden	D	19,963	40.48			101,424	48.53	
Stone, Marty	D	16,837	34.14					
Zacarias, Hilda	D	12,519	25.38					
Bersohn, David L.	LBT	333	100.00			4,597	2.20	
Total District Votes:		117,389				209,008		
<hr/>								
DISTRICT 23								
Gallegly, Elton	R	40,904	100.00			114,043	66.17	
Ready, Kevin	D	16,960	52.77			47,345	27.47	
Stephenson, Frank P.	D	15,179	47.23					
Brown, Bill	LBT	268	100.00			6,481	3.76	
Marston, Robert T.	GRN	272	77.71			4,457	2.59	
None of the Above	GRN	78	22.28					
Nagode, Mark	W					14	.01	
Total District Votes:		73,661				172,340		

ELECTION TYPE:	PRIMARY		RUNOFF		GENERAL			
	CANDIDATE NAME	PARTY	# OF VOTES	%	# OF VOTES	%	# OF VOTES	%
CALIFORNIA (Continued)								
DISTRICT 24								
	Beilenson, Anthony C.	D	42,283	86.73			95,342	49.35
	Gaulke, Scott	D	6,467	13.26				
	Sybert, Rich	R	19,577	47.17			91,806	47.52
	Hammer, Robert K.	R	7,132	17.18				
	Korman, Sang	R	6,461	15.57				
	Benhard, Mark Boos	R	5,154	12.42				
	Shane, Emery	R	3,182	7.67				
	Koehler, John C.	LBT	288	100.00			6,031	3.12
	Total District Votes:		90,544				193,179	
<hr/>								
DISTRICT 25								
	McKeon, Howard "Buck"	R	35,776	82.14			110,301	64.89
	Tulley, Sandra	R	7,777	17.86				
	Gilmartin, James H.	D	16,627	62.55			53,445	31.44
	Horning, William H.	D	9,955	37.45				
	Cutler, Devin	LBT	206	100.00			6,205	3.65
	Tulley, Sandra F.	W					20	.01
	Total District Votes:		70,341				169,971	
<hr/>								
DISTRICT 26								
	Berman, Howard L.	D	20,104	75.92			55,145	62.57
	Galvan, Jose P.	D	4,169	15.74				
	Broderson, G.C. "Brodie"	D	2,209	8.34				
	Forsch, Gary E.	R	7,103	52.83			28,423	32.25
	Glass, Bill	R	4,248	31.60				
	Furutani, John A.	R	2,093	15.57				
	Miller, Erich D.	LBT	143	100.00			4,570	5.18
	Total District Votes:		40,069				88,138	

ELECTION TYPE:		PRIMARY		RUNOFF		GENERAL	
CANDIDATE NAME	PARTY	# OF VOTES	%	# OF VOTES	%	# OF VOTES	%
CALIFORNIA (Continued)							
DISTRICT 27							
Moorhead, Carlos J.	R	34,724	76.89			88,341	52.97
Michael, Elizabeth	R	10,435	23.11				
Kahn, Doug	D	19,067	60.12			70,267	42.13
Hurst, Daniel I.	D	6,962	21.95				
Kulpa, Roger A.	D	5,683	17.92				
Gibbs, Bill	AIP	268	100.00			4,328	2.60
Decherd, Dennis	LBT	309	100.00			3,838	2.30
Total District Votes:		77,448				166,774	
DISTRICT 28							
Dreier, David	R	40,470	100.00			110,179	67.07
Randle, Tommy	D	28,862	100.00			50,022	30.45
Baker, Jorj Clayton	LBT	173	100.00			4,069	2.48
Hatch, Barry L.	W					7	.00
Total District Votes:		69,505				164,277	
DISTRICT 29							
Waxman, Henry A.	D	54,694	80.14			129,413	67.98
Rappoport, Jon	D	13,557	19.86				
Stepanek, Paul	R	19,153	76.07			53,801	28.26
Regan, Patrick	R	6,026	23.93				
Binkley, Michael J.	LBT	280	100.00			7,162	3.76
Total District Votes:		93,710				190,376	
DISTRICT 30							
Becerra, Xavier	D	18,790	81.51			43,943	66.15
Valdes, Oscar C.	D	4,263	18.49				
Ramirez, David A.	R	6,886	100.00			18,741	28.21
Weilberg, R. William	LBT	118	100.00			3,741	5.63
Total District Votes:		30,057				66,425	

ELECTION TYPE:		PRIMARY		RUNOFF		GENERAL	
CANDIDATE NAME	PARTY	# OF VOTES	%	# OF VOTES	%	# OF VOTES	%
CALIFORNIA (Continued)							
DISTRICT 31							
Martinez, Matthew G.	D	15,422	55.23			50,541	59.14
Garcia, Bonifacio Bonny	D	6,402	22.93				
Escalante, Maria	D	4,653	16.66				
Romero, David	D	1,447	5.18				
Flores, John V.	R	6,562	56.44			34,926	40.86
Dominy, Tom	R	5,065	43.56				
Total District Votes:		39,551				85,467	
DISTRICT 32							
Dixon, Julian C.	D	51,291	89.69			98,017	77.60
Duvall, Peter J.	D	3,994	6.98				
Yaker, M. Gordon	D	1,904	3.33				
Farhat, Ernie A.	R	6,041	67.00			22,190	17.57
Cyrus, Mike	R	2,975	33.00				
Honigsfeld, John	PPF	84	100.00			6,099	4.83
Total District Votes:		66,289				126,306	
DISTRICT 33							
Roybal-Allard, Lucille	D	10,842	78.66			33,814	81.46
Greene, Charles E.	D	2,941	21.34				
Booker, Kermit	PPF	34	100.00			7,694	18.54
Total District Votes:		13,817				41,508	
DISTRICT 34							
Torres, Esteban E.	D	31,669	100.00			72,439	61.67
Nunez, Albert J.	R	14,848	100.00			40,068	34.11
Swinney, Carl M. "Marty"	LBT	94	100.00			4,921	4.19
Scott, James W.	W					27	.02
Total District Votes:		46,611				117,455	

ELECTION TYPE:		PRIMARY		RUNOFF		GENERAL	
CANDIDATE NAME	PARTY	# OF VOTES	%	# OF VOTES	%	# OF VOTES	%
CALIFORNIA (Continued)							
DISTRICT 35							
Waters, Maxine	D	31,813	100.00			65,688	78.12
Truman, Nate	R	4,762	100.00			18,390	21.87
Mego, Gordon Michael	W					3	.00
Total District Votes:		36,575				84,081	
DISTRICT 36							
Harman, Jane	D	38,895	100.00			93,939	47.98
Brooks, Susan	R	24,518	51.42			93,127	47.56
Florance, Ron	R	23,166	48.58				
Tyler, Jack	LBT	308	100.00			4,932	2.52
Fields, Joseph G. "Joe"	AIP	310	100.00			3,810	1.94
Total District Votes:		87,197				195,808	
DISTRICT 37							
Tucker, Walter R., III	D	27,590	84.15			64,166	77.37
Prulitsky, Lew	D	5,197	15.85				
Wilson, Guy	LBT	42	100.00			18,502	22.31
Prulitsky, Lewis B.	W					263	.32
Total District Votes:		32,829				82,931	
DISTRICT 38							
Horn, Steve	R	28,323	76.12			85,225	58.46
Duke, John B.	R	8,886	23.88				
Mathews, Peter	D	35,920	100.00			53,681	36.83
Mueller, Lester W.	LBT	253	100.00			3,795	2.60
Green, Richard K.	PFP	102	100.00			2,995	2.05
Duke, John	W					73	.05
Total District Votes:		73,484				145,769	

ELECTION TYPE:		PRIMARY		RUNOFF		GENERAL	
CANDIDATE NAME	PARTY	# OF VOTES	%	# OF VOTES	%	# OF VOTES	%
CALIFORNIA (Continued)							
DISTRICT 39							
Royce, Ed	R	43,475	100.00			113,641	66.36
Davis, R.O. "Bob"	D	26,950	100.00			49,696	29.02
Dean, Jack	LBT	263	100.00			7,907	4.62
Total District Votes:		70,688				171,244	
DISTRICT 40							
Lewis, Jerry	R	34,311	69.36			115,728	70.68
Craig, George	R	9,217	18.63				
Schmitter, Richard E.	R	3,708	7.50				
Henderson, John D.	R	2,235	4.52				
Rusk, Donald "Don" M.	D	23,070	75.78			48,003	29.32
Biggers, Kevin J.	D	7,374	24.22				
Total District Votes:		79,915				163,731	
DISTRICT 41							
Kim, Jay	R	14,028	40.73			82,100	62.13
Romero, Valerie	R	7,077	20.55				
Kerns, Bob	R	6,528	18.95				
Thakar, Todd R.	R	5,422	15.74				
Curtis, Ronald L.	R	1,388	4.03				
Tessier, Ed	D	11,842	59.97			50,043	37.87
Waldron, Richard	D	7,905	40.03				
Total District Votes:		54,190				132,143	
DISTRICT 42							
Brown, George E., Jr.	D	22,086	100.00			58,888	51.12
Guzman, Rob	R	12,179	59.45			56,259	48.83
La Bine, Denis	R	6,915	33.76				
Sanchez, Manuel	R	1,391	6.79				
La Bine, Denis	W					44	.04
Sanchez, Manuel M.	W					14	.01
Total District Votes:		42,571				115,205	

ELECTION TYPE:		PRIMARY		RUNOFF		GENERAL	
CANDIDATE NAME	PARTY	# OF VOTES	%	# OF VOTES	%	# OF VOTES	%
CALIFORNIA (Continued)							
DISTRICT 43							
Calvert, Ken	R	22,149	51.02			84,500	54.73
Khoury, Joe	R	21,265	48.98				
Takano, Mark A.	D	21,471	70.16			59,342	38.44
Workman, Raven Lopez	D	9,131	29.84				
Berkman, Gene L.	LBT	289	100.00			9,636	6.24
Schwab, John	W					767	.50
Hickey, Velma	W					141	.09
Total District Votes:		74,305				154,386	
DISTRICT 44							
Bono, Sonny	R	25,709	48.63			95,521	55.61
Larson, Patricia "Corky"	R	14,897	28.18				
DeLong, Kent	R	5,746	10.87				
Bretz, Phil	R	2,883	5.45				
Mathewson, Bud	R	2,256	4.27				
Silva, Lewis A.	R	1,378	2.61				
Clute, Steve	D	21,438	60.40			65,370	38.06
McCartney, Clark	D	11,662	32.86				
Schroeder, Hans Alfred	D	2,391	6.74				
Cochran, Donald	AIP	516	100.00			10,885	6.34
Total District Votes:		88,876				171,776	
DISTRICT 45							
Rohrabacher, Dana	R	46,837	100.00			124,875	69.23
Williamson, Brett	D	24,003	100.00			55,489	30.76
Total District Votes:		70,840				180,364	
DISTRICT 46							
Dorman, Robert K. "Bob"	R	18,659	100.00			50,616	57.07
Farber, Michael P. "Mike"	D	4,936	29.74			33,004	37.21
Banuelos, Robert John	D	4,729	28.49				
Arakelian, Madelene E.	D	2,472	14.89				
Ivler, John M.	D	1,626	9.80				
Eckenrode, Norman Z.	D	1,542	9.29				
Payne, Don	D	1,294	7.80				
Newhouse, Richard G.	LBT	154	100.00			5,077	5.72
Total District Votes:		35,412				88,697	

ELECTION TYPE:	PRIMARY		RUNOFF		GENERAL			
	CANDIDATE NAME	PARTY	# OF VOTES	%	# OF VOTES	%	# OF VOTES	%
CALIFORNIA (Continued)								
DISTRICT 47								
	Cox, Christopher	R	55,223	85.50			154,071	71.66
	Frogue, Steven J.	R	9,364	14.50				
	Kingsbury, Gary	D	23,209	100.00			53,669	24.96
	Wagner, Victor A., Jr.	LBT	356	100.00			7,257	3.38
	Total District Votes:		88,152				214,997	
<hr/>								
DISTRICT 48								
	Packard, Ron	R	50,824	80.73			143,570	73.39
	Mayerhofer, Ed	R	12,129	19.27				
	Leschick, Andrei	D	21,803	100.00			43,523	22.25
	White, Donna	PFP	61	100.00			8,543	4.37
	Total District Votes:		84,817				195,636	
<hr/>								
DISTRICT 49								
	Bilbray, Brian P.	R	26,756	51.31			90,283	48.51
	Steel, John	R	19,125	36.67				
	Joseph, Ted Y.	R	3,229	6.19				
	Conway, Scot A.	R	3,039	5.83				
	Schenk, Lynn	D	38,863	100.00			85,597	45.99
	Hoogenboom, Chris	LBT	566	100.00			5,288	2.84
	Kline, Renate M.	PFP	139	100.00			4,948	2.66
	Thompson, Perry T.	W					2	.00
	Total District Votes:		91,717				186,118	
<hr/>								
DISTRICT 50								
	Filner, Bob	D	24,961	100.00			59,214	56.69
	Acevedo, Mary Alice	R	16,645	100.00			36,955	35.38
	Duenez, Ricardo	LBT	149	100.00			3,326	3.18
	Ramirez, Guillermo	PFP	76	100.00			3,002	2.87
	Krueger, Kip	GRN	81	65.85			1,954	1.87
	None of the Above	GRN	42	34.15				
	Total District Votes:		41,954				104,451	

ELECTION TYPE:	PRIMARY		RUNOFF		GENERAL			
	CANDIDATE NAME	PARTY	# OF VOTES	%	# OF VOTES	%	# OF VOTES	%
CALIFORNIA (Continued)								
DISTRICT 51								
Cunningham, Randy "Duke"	R	60,219	85.70				138,547	66.93
Pando, Donald J.	R	10,052	14.30					
Tamerius, Rita K.	D	20,716	62.67				57,374	27.72
Perry, Steve	D	12,339	37.33					
Holmes, Bill	LBT	544	100.00				6,968	3.37
Clark, Miriam E.	PFP	94	100.00				4,099	1.98
Total District Votes:		103,964					206,988	
<hr/>								
DISTRICT 52								
Hunter, Duncan	R	45,675	100.00				109,201	63.98
Gastil, Janet M.	D	19,783	53.71				53,024	31.06
Cochran, Brian	D	10,078	27.36					
Brown, Gary	D	6,971	18.93					
Shea, Joe	LBT	393	100.00				5,240	3.07
Edelman, Art	PFP	114	100.00				3,221	1.89
Total District Votes:		83,014					170,686	
<hr/>								
COLORADO			August 9th			November 8th		
DISTRICT 1								
Schroeder, Patricia	D	17,095	85.24				93,123	59.98
Simpson, Tom	D	2,960	14.76					
Eggert, William F.	R	6,547	66.22				61,978	39.92
Chavez, Joe	R	3,340	33.78					
Cooper, Gary	W						154	.10
Total District Votes:		29,942					155,255	
<hr/>								
DISTRICT 2								
Skaggs, David	D	11,947	100.00				105,938	56.74
Miller, Patricia (Pat)	R	8,197	38.13				80,723	43.24
Lawrence, Michelle	R	5,128	23.85					
Engel, Ted	R	4,722	21.96					
Klusman, Sharon	R	3,452	16.06					
Johnson, Larry	W						44	.02
Total District Votes:		33,446					186,705	

ELECTION TYPE:	PRIMARY		RUNOFF		GENERAL			
	CANDIDATE NAME	PARTY	# OF VOTES	%	# OF VOTES	%	# OF VOTES	%
COLORADO (Continued)								
DISTRICT 3								
McInnis, Scott	R	30,155	100.00				145,365	69.62
Powers, Linda	D	14,398	100.00				63,427	30.38
Total District Votes:		44,553					208,792	
<hr/>								
DISTRICT 4								
Allard, Wayne	R	31,400	100.00				136,251	72.30
Kipp, Cathy	D	10,971	100.00				52,202	27.70
Total District Votes:		42,371					188,453	
<hr/>								
DISTRICT 5								
Hefley, Joel	R	35,374	100.00				138,674	100.00
Total District Votes:		35,374					138,674	
<hr/>								
DISTRICT 6								
Schaefer, Dan	R	22,364	100.00				124,079	69.82
Hallen, John	D	3,789	60.94				49,701	27.97
Woehr, Jack J.	D	2,428	39.05					
Heckman, John	CPP						2,536	1.43
Dawson, Stephen D.	NL						1,393	.78
Total District Votes:		28,581					177,709	

CONNECTICUT*	September 13th		November 8th	
DISTRICT 1				
Kennelly, Barbara Bailey	Combined Parties:		138,637	73.39
Kennelly, Barbara Bailey	D	*	88,946	
Kennelly, Barbara Bailey#	ACP	*	49,691	
Putnam, Douglas T.	R	*	46,865	24.81
Forry, John F., III	CNC		3,405	1.80
Total District Votes:			188,907	

Two towns reported A Connecticut Party votes cast for Kennelly in with the Democratic Party total.

ELECTION TYPE:	PRIMARY		RUNOFF		GENERAL		
CANDIDATE NAME	PARTY	# OF VOTES	%	# OF VOTES	%	# OF VOTES	%

CONNECTICUT (Continued)

DISIRICT 2

As certified by panel of Connecticut Supreme Court Justices, pursuant to Conn. Gen. Stat. 9-323, on December 16, 1994; as of March 24, 1995, a challenge is pending before the Committee on House Oversight, U.S. House of Representatives.

Gejdenson, Sam	D	*				79,188	42.56
Munster, Edward W.	R	*				79,167	42.55
Bingham, David	ACP	*				27,716	14.90
Lamchick, Howard E. Proper	W					2	.00
Total District Votes:						186,073	

DISIRICT 3

DeLauro, Rosa L.	D	*				111,261	63.45
Johnson, Susan	Combined Parties:					64,094	36.55
Johnson, Susan	R	*				53,110	
Johnson, Susan	ACP	*				10,984	
Total District Votes:						175,355	

DISIRICT 4

Shays, Christopher	R	*				109,436	74.41
Kantrowitz, Jonathan D.	D	*				34,962	23.77
Sussman, Irving	LBT					1,976	1.34
Nevas, Terry M.	NL					688	.47
Green, Richard C.	W					0	.00
Total District Votes:						147,062	

ELECTION TYPE:	PRIMARY		RUNOFF		GENERAL		
CANDIDATE NAME	PARTY	# OF VOTES	%	# OF VOTES	%	# OF VOTES	%

CONNECTICUT (Continued)

DISTRICT 5

Franks, Gary A.	R	*				93,471	52.20
Maloney, James H.	Combined Parties:					81,523	45.53
Maloney, James H.	D	12,100	54.66			57,579	
Maloney, James H.	ACP					23,944	
Luby, Thomas S.	D	10,035	45.34				
Luby, Thomas S. #	ACP	*					
Rodriguez, Rosita	CNC					4,059	2.27
Total District Votes:		22,135				179,053	

Luby withdrew from the race prior to the general election. A Connecticut Party then endorsed the candidacy of Maloney.

DISTRICT 6

Johnson, Nancy L.	R	*				123,101	63.88
Koskoff, Charlotte	Combined Parties:					60,701	31.50
Koskoff, Charlotte	D	*				44,159	
Koskoff, Charlotte	ACP	*				16,542	
Danford, Patrick J.	CNC					8,915	4.62
Total District Votes:						192,717	

* A candidate endorsed by the party at the party convention is the nominee. If a qualified challenger to the party-endorsed candidate receives 15% of the delegate votes on roll call at the convention, a primary election is held between the two candidates. Convention nominees are noted with an asterisk. The dates of the conventions for each congressional district were:

- 1st: Democratic July 18th; Republican July 11th, A Connecticut Party July 23rd
- 2nd: Democratic July 18th, Republican July 9th, A Connecticut Party July 23rd
- 3rd: Democratic July 18th, Republican July 12th, A Connecticut Party July 23rd
- 4th: Democratic July 18th, Republican July 16th
- 5th: Democratic July 18th, Republican July 21st, A Connecticut Party July 23rd
- 6th: Democratic July 18th, Republican July 18th, A Connecticut Party July 23rd

ELECTION TYPE:		PRIMARY		RUNOFF		GENERAL	
CANDIDATE NAME	PARTY	# OF VOTES	%	# OF VOTES	%	# OF VOTES	%
DELAWARE		September 10th			November 8th		
DISTRICT 1							
Castle, Michael N.	R	Unopposed				137,960	70.74
Desantis, Carol Ann	D	Unopposed				51,803	26.56
Beaver, Danny Ray	LBT					3,869	1.98
Hockmuth, Donald M.	ADP					1,405	.72
Total District Votes:						195,037	
DISTRICT OF COLUMBIA		September 13th			November 8th		
Norton, Eleanor Holmes	D	113,428	98.38			154,988	89.24
Scattered	W(D)	1,863	1.62				
Saltz, Donald A.	R					13,828	7.96
Scattered	W(R)	583	100.00				
Braswell, Rasco P.	DC					2,824	1.63
Scattered	W(DC)	309	100.00				
Downs, Bradley	SWP					1,476	.85
Scattered	W					548	.32
Total District Votes:		116,183				173,664	
FLORIDA		September 8th		October 4th		November 8th	
DISTRICT 1							
Scarborough, Joe	R	12,114	30.59	18,713	54.44	112,901	61.55
Benson, Lois	R	12,446	31.43	15,663	45.56		
Lee, W. A. "Buck"	R	6,069	15.33				
Paul, Jim	R	4,682	11.82				
Bethea, Basil	R	4,284	10.82				
Whibbs, Vince, Jr.	D	26,540	55.08			70,389	38.38
Barnett, Jim	D	21,644	44.92				
Boone, Ralph E., Jr.	W					106	.06
Robinson, A. Wayne	W					24	.01
Total District Votes:		87,779		34,376		183,420	

ELECTION TYPE:		PRIMARY		RUNOFF		GENERAL	
CANDIDATE NAME	PARTY	# OF VOTES	%	# OF VOTES	%	# OF VOTES	%
FLORIDA (Continued)							
DISTRICT 2							
Peterson, Pete	D	Unopposed				117,404	61.33
Griffin, Carole	R	Unopposed				74,011	38.66
Prescott	W					8	.00
Total District Votes:						191,423	
DISTRICT 3							
Brown, Corrine	D	29,843	67.06			63,845	57.65
Brown, Alvin	D	14,659	32.94				
Little, Marc	R	7,512	65.24			46,895	42.35
Chandler-Thompson, Gwenn	R	4,003	34.76				
Total District Votes:						56,017	110,740
DISTRICT 4							
Fowler, Tillie K.	R	Unopposed					*
Total District Votes:							
DISTRICT 5							
Thurman, Karen L.	D	Unopposed				125,780	57.20
Garlits, Big Daddy - Don	R	23,932	58.31			94,093	42.79
Graham, Gary G.	R	17,110	41.69				
Total District Votes:						41,042	219,873
DISTRICT 6							
Stearns, Clifford (Cliff) B.	R	Unopposed				148,698	99.11
Denton, Phil A.	W					1,332	.89
Total District Votes:						150,030	
DISTRICT 7							
Mica, John L.	R	Unopposed				131,711	73.39
Goddard, Edward D.	D	Unopposed				47,747	26.61
Total District Votes:						179,458	

ELECTION TYPE:	PRIMARY		RUNOFF		GENERAL			
	CANDIDATE NAME	PARTY	# OF VOTES	%	# OF VOTES	%	# OF VOTES	%
FLORIDA (Continued)								
DISTRICT 8								
McCollum, Bill	R	Unopposed					131,376	99.67
Bedell, Ron	W						439	.33
Total District Votes:							131,815	
<hr/>								
DISTRICT 9								
Bilirakis, Michael	R	Unopposed					177,253	99.91
Grayson, Richard	W						152	.08
Total District Votes:							177,405	
<hr/>								
DISTRICT 10								
Young, C. W. Bill	R	Unopposed					*	
Total District Votes:								
<hr/>								
DISTRICT 11								
Gibbons, Sam M.	D	Unopposed					76,814	51.57
Sharpe, Mark	R	Unopposed					72,119	48.42
Weeks, David	W						9	.01
Total District Votes:							148,942	
<hr/>								
DISTRICT 12								
Canady, Charles T.	R	Unopposed					106,123	64.98
Connors, Robert	D	26,943	64.29				57,203	35.02
Knapp, Cheryl	D	14,967	35.71					
Total District Votes:							41,910	163,326
<hr/>								
DISTRICT 13								
Miller, Dan	R	56,572	81.21				*	
Assmann, Jeffrey R.	R	13,086	18.79					
Total District Votes:							69,658	
<hr/>								
DISTRICT 14								
Goss, Porter J.	R	Unopposed					*	
Total District Votes:								

ELECTION TYPE:		PRIMARY		RUNOFF		GENERAL	
CANDIDATE NAME	PARTY	# OF VOTES	%	# OF VOTES	%	# OF VOTES	%
FLORIDA (Continued)							
DISTRICT 15							
Weldon, Dave	R	13,969	23.79	18,739	54.20	117,027	53.71
Jordan, Carole Jean	R	11,197	19.07	15,836	45.80		
Stillie, Ed	R	10,203	17.38				
McKeown, Kevin	R	7,633	13.00				
Smith, Gary	R	6,258	10.66				
Shukdinas, Mike	R	5,793	9.87				
Wolfe, Bill	R	3,654	6.22				
Munsey, Sue	D	Unopposed				100,513	46.13
Owen, Jim	W					246	.11
Smith, Rick	W					86	.04
Total District Votes:		58,707		34,575		217,872	
DISTRICT 16							
Foley, Mark	R	29,891	60.90			122,734	58.06
Vickers, Audrey	R	10,344	21.07				
Anastasio, John	R	8,848	18.03				
Comerford, John	D	12,983	36.27	10,795	65.60	88,646	41.94
Howard, Ron	D	12,550	35.06	5,662	34.40		
Stuber, Jim	D	10,263	28.67				
Total District Votes:		84,879		16,457		211,380	
DISTRICT 17							
Meek, Carrie P.	D	Unopposed				75,741	99.98
Coletta, Maureen	W					11	.01
Total District Votes:						75,752	
DISTRICT 18							
Ros-Lehtinen, Ileana	R	Unopposed					*
Total District Votes:							
DISTRICT 19							
Johnston, Harry	D	Unopposed				147,591	66.07
Tsakanikas, Peter J.	R	14,232	60.30			75,779	33.92
Ly, Binh (Ben Lee)	R	9,368	39.69				
Total District Votes:		23,600				223,370	

ELECTION TYPE:		PRIMARY		RUNOFF		GENERAL	
CANDIDATE NAME	PARTY	# OF VOTES	%	# OF VOTES	%	# OF VOTES	%
FLORIDA (Continued)							
DISTRICT 20							
Deutsch, Peter	D	Unopposed				114,615	61.25
Kennedy, Beverly "Bev"	R	Unopposed				72,516	38.75
Total District Votes:						187,131	
<hr/>							
DISTRICT 21							
Diaz-Balart, Lincoln	R	Unopposed				90,948	100.00
Garza, Laura	W					1	.00
Tobias	W					1	.00
Total District Votes:						90,950	
<hr/>							
DISTRICT 22							
Shaw, Clay	R	24,252	77.79			119,690	63.36
Stahl, John K.	R	6,925	22.21				
Wiener, Hermine L.	D	Unopposed				69,215	36.64
Total District Votes:		31,177				188,905	
<hr/>							
DISTRICT 23							
Hastings, Alcee L.	D	Unopposed					*
Total District Votes:							

* These candidates had no opposition in the general election. Pursuant to Section 101.151, Florida Statutes, their names were not printed on the ballot and they were declared elected.

GEORGIA		July 19th		August 9th		November 8th	
DISTRICT 1							
Kingston, Jack	R	21,088	100.00			88,788	76.55
Beckworth, Raymond	D	27,089	100.00			27,197	23.45
Total District Votes:		48,177				115,985	

ELECTION TYPE:	PRIMARY		RUNOFF		GENERAL			
	CANDIDATE NAME	PARTY	# OF VOTES	%	# OF VOTES	%	# OF VOTES	%
GEORGIA (Continued)								
DISTRICT 2								
Bishop, Sanford	D	33,862	66.90				65,383	66.17
Bush, James C.	D	16,757	33.10					
Clayton, John	R	4,074	100.00				33,429	33.83
Mays, Bob	W						1	.00
Total District Votes:		54,693					98,813	
<hr/>								
DISTRICT 3								
Collins, Mac	R	33,662	100.00				94,717	65.53
Overby, Fred	D	15,937	47.95	7,445	67.73		49,828	34.47
Friday, Jim	D	9,753	29.34	3,547	32.27			
Hunter, Ward	D	7,549	22.71					
Total District Votes:		66,901		10,992			144,545	
<hr/>								
DISTRICT 4								
Linder, John	R	31,833	100.00				90,063	57.87
Yates, Comer	D	17,491	100.00				65,566	42.13
Total District Votes:		49,324					155,629	
<hr/>								
DISTRICT 5								
Lewis, John	D	38,079	100.00				85,094	69.13
Dixon, Dale	R	12,111	100.00				37,999	30.87
Total District Votes:		50,190					123,093	
<hr/>								
DISTRICT 6								
Gingrich, Newt	R	43,254	77.33				119,432	64.16
Terrell, Bob	R	12,683	22.67					
Jones, Ben	D	12,152	100.00				66,700	35.83
Total District Votes:		68,089					186,132	
<hr/>								
DISTRICT 7								
Barr, Bob	R	16,185	56.98				71,265	51.93
Fitzgerald, Brenda	R	12,217	43.01					
Darden, George (Buddy)	D	29,894	100.00				65,978	48.07
Total District Votes:		58,296					137,243	

ELECTION TYPE:		PRIMARY		RUNOFF		GENERAL	
CANDIDATE NAME	PARTY	# OF VOTES	%	# OF VOTES	%	# OF VOTES	%
GEORGIA (Continued)							
DISTRICT 8							
Chambliss, Saxby	R	9,901	100.00			89,591	62.65
Mathis, Craig	D	16,574	26.44	20,335	53.66	53,408	37.35
Spearman, Tyron	D	12,066	19.25	17,561	46.34		
Dorough, Bo	D	10,427	16.64				
Evans, Billy Lee	D	9,273	14.80				
Lightle, Bill	D	6,367	10.16				
Stuckey, Eugene	D	5,867	9.36				
Webster, Craig	D	2,099	3.35				
Total District Votes:		72,574		37,896		142,999	
DISTRICT 9							
Deal, Nathan	D	34,052	100.00			79,145	57.89
Castello, Robert L.	R	11,217	52.85			57,568	42.11
Grammer, Judy	R	10,008	47.15				
Total District Votes:		55,277				136,713	
DISTRICT 10							
Norwood, Charlie	R	13,238	37.96	16,048	50.86	96,099	65.24
Hudgens, Ralph T.	R	16,331	46.82	15,506	49.14		
Jackson, Bill	R	5,307	15.22				
Johnson, Don	D	29,534	100.00			51,192	34.76
Total District Votes:		64,410		31,554		147,291	
DISTRICT 11							
McKinney, Cynthia	D	39,013	100.00			71,560	65.60
Lovett, Woodrow	R	4,697	58.19			37,533	34.40
Davis, Annette	R	3,375	41.81				
Total District Votes:		47,085				109,093	
GUAM							
		September 3rd				November 8th	
Underwood, Robert A.	D	27,797	100.00			36,379	100.00
Total District Votes:		27,797				36,379	

ELECTION TYPE:	PRIMARY		RUNOFF		GENERAL			
	CANDIDATE NAME	PARTY	# OF VOTES	%	# OF VOTES	%	# OF VOTES	%
HAWAII			September 17th		November 8th			
DISIRICT 1								
Abercrombie, Neil	D	65,145	66.48			94,754	53.62	
Nakasato, Dennis M.	D	32,851	33.52					
Swindle, Orson	R	14,398	67.21			76,623	43.36	
Perry, Yvonne Pieper	R	7,024	32.79					
Kaan, Alexandra	BST	7,491	100.00			2,815	1.59	
Taylor, Roger Lee	LBT	158	100.00			2,514	1.42	
Total District Votes:			127,067			176,706		
DISIRICT 2								
Mink, Patsy Takenoto	D	79,351	84.80			124,431	70.14	
Bourgoin, David Louis	D	14,221	15.20					
Garner, Robert H. (Lopaka)	R	9,014	50.01			42,891	24.18	
Monsef, Stanley	R	4,720	26.19					
Sink, William Fenton	R	4,289	23.80					
Bartley, Larry	LBT	159	100.00			10,074	5.68	
Total District Votes:			111,754			177,396		
IDAHO			May 24th		November 8th			
DISIRICT 1								
Chenoweth, Helen	R	28,545	47.94			111,728	55.43	
Leroy, David H.	R	16,570	27.83					
McMurray, Ron	R	11,816	19.85					
Kinsey, Henry (Sonny)	R	2,606	4.38					
LaRocco, Larry	D	23,829	100.00			89,826	44.57	
Total District Votes:			83,366			201,554		
DISIRICT 2								
Crapo, Mike	R	51,568	100.00			143,593	74.97	
Fletcher, Penny	D	18,814	100.00			47,936	25.03	
Total District Votes:			70,382			191,529		

ELECTION TYPE:		PRIMARY		RUNOFF		GENERAL	
CANDIDATE NAME	PARTY	# OF VOTES	%	# OF VOTES	%	# OF VOTES	%
ILLINOIS		March 15th			November 8th		
DISIRICT 1							
Rush, Bobby L.	D	97,643	100.00			112,474	75.73
Kelly, William J.	R	4,369	100.00			36,038	24.27
Total District Votes:		102,012				148,512	
DISIRICT 2							
Reynolds, Mel	D	50,179	55.90			93,998	98.06
Shaw, William "Bill"	D	23,711	26.42				
Streeter, Allan	D	15,873	17.68				
Bibbs, Carl Lanier	W					1,565	1.63
Pittman, Lionel O.	W					139	.14
Grey, John P.	W					83	.09
Partlow, Charles	W					43	.04
Bartos, Ronald (Ron)	W					13	.01
Sieck, Christopher	W					10	.01
Cisneros, Tony	W					4	.00
Total District Votes:		89,763				95,855	
DISIRICT 3							
Lipinski, William O.	D	64,166	100.00			92,353	54.16
Nalepa, Jim	R	21,250	100.00			78,163	45.84
Total District Votes:		85,416				170,516	
DISIRICT 4							
Gutierrez, Luis V.	D	31,100	63.73			46,695	75.22
Soliz, Juan M.	D	17,696	36.26				
Valtierra, Steven	R	2,986	100.00			15,384	24.78
Total District Votes:		51,782				62,079	

ELECTION TYPE:	PRIMARY		RUNOFF		GENERAL			
	CANDIDATE NAME	PARTY	# OF VOTES	%	# OF VOTES	%	# OF VOTES	%
ILLINOIS (Continued)								
DISIRICT 5								
Flanagan, Michael Patrick	R	3,890	38.48				75,328	54.43
Parker, James S.	R	2,155	21.32					
Zenkich, Elias R.	R	2,152	21.29					
Cleland, John	R	1,323	13.09					
Bendas, Michael A.	R	588	5.82					
Rostenkowski, Dan	D	46,683	50.06				63,065	45.57
Cullerton, John J.	D	28,306	30.36					
Simpson, Dick	D	12,819	13.75					
Wojcik, Michael A.	D	3,888	4.17					
McCarthy, John F.	D	1,550	1.66					
Total District Votes:		103,354					138,393	
DISIRICT 6								
Hyde, Henry J.	R	45,546	82.35				115,664	73.49
Czech, David J.	R	9,760	17.65					
Berry, Tom	D	12,172	64.58				37,163	23.61
Petropoulos, Keith "Jekyll"	D	6,676	35.42					
Hogan, Robert L.	LBT						2,633	1.67
Wheat, Robert L.	UIP						1,918	1.22
Total District Votes:		74,154					157,378	
DISIRICT 7								
Collins, Cardiss	D	40,027	100.00				93,457	79.56
Mobley, Charles "Chuck"	R	5,418	100.00				24,011	20.44
Total District Votes:		45,445					117,468	
DISIRICT 8								
Crane, Philip M.	R	21,703	40.19				88,225	64.93
Fitzgerald, Peter G.	R	17,937	33.22					
Skoiien, Gary J.	R	11,080	20.52					
Svenson, Judy McCracken	R	3,282	6.08					
Walberg, Robert C.	D	8,609	51.34				47,654	35.07
Strelka, Michael	D	8,159	48.66					
Total District Votes:		70,770					135,879	

ELECTION TYPE:		PRIMARY		RUNOFF		GENERAL	
CANDIDATE NAME	PARTY	# OF VOTES	%	# OF VOTES	%	# OF VOTES	%
ILLINOIS (Continued)							
DISTRICT 9							
Yates, Sidney R.	D	60,644	74.61			94,404	66.10
Gardner, Frank Edward	D	20,629	25.38				
Mellott, Lucinda B.	W(D)	6	.01				
Larney, George Edward	R	4,973	55.73			48,419	33.90
Joyce, Lawrence Joseph	R	3,950	44.27				
Total District Votes:		90,202				142,823	
DISTRICT 10							
Porter, John E.	R	28,467	66.28			114,884	75.05
Sullivan, Kathleen M.	R	14,484	33.72				
Krupp, Andrew M.	D					38,191	24.95
Total District Votes:		42,951				153,075	
DISTRICT 11							
Weller, Gerald C. "Jerry"	R	11,387	31.69			97,241	60.62
Herbolsheimer, Robert T.	R	10,329	28.75				
Panayotovich, Sam	R	5,799	16.14				
Tomczak, Jeffery J. "Jeff"	R	4,424	12.31				
O'Connell, James J.	R	3,025	8.42				
Leinenweber, John D.	R	960	2.67				
Giglio, Frank	D	8,206	20.89			63,150	39.37
Balanoff, Clem	D	7,656	19.49				
Neal, Dave	D	7,359	18.73				
Buchanan, John "Jack"	D	5,929	15.09				
Gleason, Martin J. "Marty"	D	4,556	11.60				
Kennedy, Daniel L.	D	3,410	8.68				
Barrett, William F., III	D	2,169	5.52				
Stachyra, Eugene	W					4	.00
Total District Votes:		75,209				160,395	
DISTRICT 12							
Costello, Jerry F.	D	50,940	100.00			101,391	65.92
Morris, Jan	R	7,424	56.01			52,419	34.08
Wetzel, Larry Richard	R	5,830	43.99				
Total District Votes:		64,194				153,810	

ELECTION TYPE:		PRIMARY		RUNOFF		GENERAL	
CANDIDATE NAME	PARTY	# OF VOTES	%	# OF VOTES	%	# OF VOTES	%
ILLINOIS (Continued)							
DISIRICT 13							
Fawell, Harris W.	R	44,748	100.00			124,312	73.12
Riley, William A.	D	18,105	80.69			45,709	26.88
Laurence, George	D	4,332	19.31				
Total District Votes:		67,185				170,021	
DISIRICT 14							
Hastert, J. Dennis	R	46,897	79.99			110,204	76.48
Perry, Steven H.	R	11,730	20.01				
Denari, Steve	D	12,867	100.00			33,891	23.52
Total District Votes:		71,494				144,095	
DISIRICT 15							
Ewing, Thomas W.	R	49,151	100.00			108,857	68.15
Alexander, Paul	D	10,315	52.88			50,874	31.85
Archibald, Gerard	D	6,102	31.28				
Frezek, Larry J.	D	3,090	15.84				
Total District Votes:		68,658				159,731	
DISIRICT 16							
Manzullo, Donald	R	53,780	100.00			117,238	70.64
Sullivan, Pete	D	22,140	100.00			48,736	29.36
Total District Votes:		75,920				165,974	
DISIRICT 17							
Evans, Lane	D	33,898	100.00			95,312	54.53
Anderson, Jim	R	20,761	57.86			79,471	45.47
Vollrath, Keith G.	R	15,121	42.14				
Total District Votes:		69,780				174,783	

ELECTION TYPE:	PRIMARY		RUNOFF		GENERAL			
	CANDIDATE NAME	PARTY	# OF VOTES	%	# OF VOTES	%	# OF VOTES	%
ILLINOIS (Continued)								
DISIRICT 18								
LaHood, Ray	R	33,956	50.14				119,838	60.18
Koehler, Judy	R	26,809	39.58					
Higgins, Dennis Lee	R	6,959	10.28					
Stephens, G. Douglas	D	16,438	43.58				78,332	39.34
Homer, Thomas J.	D	14,706	38.99					
Howard, Timothy J.	D	6,572	17.42					
Harant, Joyce	W						955	.48
Total District Votes:		105,440					199,125	
<hr/>								
DISIRICT 19								
Poshard, Glenn	D	59,379	100.00				115,045	58.39
Winters, Brent	R	33,459	100.00				81,995	41.61
Total District Votes:		92,838					197,040	
<hr/>								
DISIRICT 20								
Durbin, Richard J.	D	46,248	99.97				108,034	54.84
Owens, Donald Wm.	W(D)	14	.03					
Owens, Bill	R	18,293	58.11				88,964	45.16
Campo, Terry	R	13,186	41.89					
Total District Votes:		77,741					196,998	

INDIANA		May 3rd		November 8th	
DISIRICT 1					
Visclosky, Peter J.	D	56,306	77.39		68,612 56.46
Smith, Sandra Kay	D	11,726	16.12		
Huerter, Cy	D	4,723	6.49		
Larson, John	R	8,712	57.64		52,920 43.54
Crumpacker, Owen W.	R	3,787	25.06		
Glennon, William J.	R	2,614	17.30		
Total District Votes:		87,868			121,532

ELECTION TYPE:	PRIMARY		RUNOFF		GENERAL			
	CANDIDATE NAME	PARTY	# OF VOTES	%	# OF VOTES	%	# OF VOTES	%
INDIANA (Continued)								
DISIRICT 2								
McIntosh, David M.	R	21,889	43.14				93,592	54.47
Frazier, Bill	R	21,417	42.21					
Marsh, Robert E.	R	3,819	7.53					
Traylor, Eddie K.	R	3,617	7.13					
Hogsett, Joseph H.	D	32,268	73.94				78,241	45.53
Johnson, Tony L.	D	6,538	14.98					
Simmons, Albert	D	4,835	11.08					
Total District Votes:		94,383					171,833	
<hr/>								
DISIRICT 3								
Roemer, Tim	D	32,941	86.25				72,497	55.18
Sims, Anthony V.	D	5,253	13.75					
Burkett, Richard	R	17,144	65.17				58,878	44.82
Mangold, Matthew Edward	R	9,163	34.83					
Total District Votes:		64,501					131,375	
<hr/>								
DISIRICT 4								
Souder, Mark Edward	R	17,948	39.68				88,584	55.43
Loomis, Mike	R	8,359	18.48					
Sedlmeyer, Bob	R	7,344	16.24					
Wright, Denny	R	6,921	15.30					
Hagan, Donna Kay	R	2,543	5.62					
Ripley, Michael A.	R	2,111	4.67					
Long, Jill L.	D	20,643	87.53				71,235	44.57
Williams, J. Carolyn	D	2,941	12.47					
Total District Votes:		68,810					159,819	
<hr/>								
DISIRICT 5								
Buyer, Steve	R	41,415	100.00				111,031	69.54
Beatty, J.D.	D	18,844	64.45				45,224	28.32
Salisbury, Hugh P.	D	10,392	35.54					
Alfred, Clayton L.	I						3,402	2.13
Total District Votes:		70,651					159,657	

ELECTION TYPE:		PRIMARY		RUNOFF		GENERAL	
CANDIDATE NAME	PARTY	# OF VOTES	%	# OF VOTES	%	# OF VOTES	%
INDIANA (Continued)							
DISIRICT 6							
Burton, Dan	R	61,147	87.16			136,876	77.03
Tintera, George B.	R	9,004	12.84				
Bruner, Natalie M.	D	7,057	54.82			40,815	22.97
Conley, John	D	3,868	30.05				
Nelson, Kent S.	D	1,947	15.12				
Total District Votes:		83,023				177,691	
DISIRICT 7							
Myers, John T.	R	33,661	53.68			101,947	65.10
Thompson, Richard (Dick)	R	14,015	22.35				
Pool, Dan L.	R	11,282	17.99				
Miller, Jim	R	2,216	3.53				
Duncan, Tony	R	1,532	2.44				
Harmless, Michael M.	D	28,460	100.00			55,941	34.90
Total District Votes:		91,166				157,888	
DISIRICT 8							
Hostettler, John	R	12,557	34.89			93,529	52.43
Hubler, Howard	R	8,213	22.82				
Shively, Leslie C.	R	6,466	17.96				
Heuring, Phyllis N.	R	4,036	11.21				
Devine, Jeff	R	3,563	9.90				
Lane, Robert L.	R	1,156	3.21				
McCloskey, Frank	D	39,386	73.54			84,857	47.57
Underhill, Troy L.	D	8,971	16.75				
Harris, Everett Kilroy, Jr.	D	5,199	9.71				
Total District Votes:		89,547				178,386	
DISIRICT 9							
Hamilton, Lee H.	D	67,007	82.31			91,459	52.03
Coats, D. Keith	D	14,399	17.69				
Leising, Jean	R	18,875	56.67			84,315	47.97
Bailey, Michael E.	R	11,781	35.37				
Copley, Cecil W.	R	2,650	7.96				
Total District Votes:		114,712				175,774	

ELECTION TYPE:	PRIMARY		RUNOFF		GENERAL			
	CANDIDATE NAME	PARTY	# OF VOTES	%	# OF VOTES	%	# OF VOTES	%
INDIANA (Continued)								
DISTRICT 10								
Jacobs, Andrew, Jr.	D	13,848	60.58			58,573	53.46	
Brown, Dwayne Marc	D	4,347	19.02					
Bourke, Kenneth C.	D	2,880	12.60					
Turner, Joe L.	D	1,140	4.99					
Creech, Linda V.	D	644	2.82					
Scott, Marvin Bailey	R	10,702	61.58			50,998	46.54	
Ray, F. Perry	R	6,677	38.42					
Total District Votes:		40,238				109,571		

IOWA		June 7th		November 8th	
DISTRICT 1					
Leach, Jim	R	39,986	99.27	110,448	60.20
Scattered	W(R)	293	.73		
Winekauf, Glen	D	8,004	51.76	69,461	37.86
Zonneveld, Jan J.	D	7,419	47.97		
Scattered	W(D)	42	.27		
Zonneveld, Jan J.	NP			2,264	1.23
Cuddehe, Michael	NL-I			1,213	.66
Scattered	W			75	.04
Total District Votes:		55,744		183,461	

DISTRICT 2					
Nussle, Jim	R	40,469	99.53	111,076	55.96
Scattered	W(R)	191	.47		
Nagle, Dave	D	18,254	99.62	86,087	43.37
Scattered	W(D)	69	.38		
Schoeman, Albert W.	LBT-I			1,281	.64
Scattered	W			43	.02
Total District Votes:		58,983		198,487	

ELECTION TYPE:		PRIMARY		RUNOFF		GENERAL	
CANDIDATE NAME	PARTY	# OF VOTES	%	# OF VOTES	%	# OF VOTES	%
IOWA (Continued)							
DISTRICT 3							
Lightfoot, Jim Ross	R	42,870	99.36			111,862	57.80
Scattered	W(R)	274	.64				
Baxter, Elaine	D	20,192	78.57			79,310	40.98
Walshire, Larry	D	5,492	21.37				
Scattered	W(D)	16	.06				
Grimmer, Derrick P.	GRT					2,282	1.18
Scattered	W					77	.04
Total District Votes:		68,844				193,531	
<hr/>							
DISTRICT 4							
Ganske, Greg	R	45,915	77.84			111,935	52.50
Lunde, Paul	R	12,968	21.99				
Scattered	W(R)	99	.17				
Smith, Neal	D	24,281	74.92			98,824	46.35
Lauters, Lawrence J.	D	8,030	24.78				
Scattered	W(D)	98	.30				
Roberts, Joshua A.	NL-I					898	.42
Oviatt, William C.	GRT					803	.38
Lariscy, Angela	SWC					606	.28
Scattered	W					140	.06
Total District Votes:		91,391				213,206	
<hr/>							
DISTRICT 5							
Latham, Tom	R	47,454	62.42			114,796	60.83
Banks, Brad	R	28,531	37.53				
Scattered	W(R)	41	.05				
McGuire, Sheila	D	12,995	52.59			73,627	39.01
Peterson, Mike	D	10,532	42.62				
Dahl, Paul Elliott	D	1,162	4.70				
Scattered	W(D)	22	.09				
Scattered	W					298	.16
Total District Votes:		100,737				188,721	

ELECTION TYPE:		PRIMARY		RUNOFF		GENERAL	
CANDIDATE NAME	PARTY	# OF VOTES	%	# OF VOTES	%	# OF VOTES	%
KANSAS		August 2nd				November 8th	
DISTRICT 1							
Roberts, Pat	R	72,505	100.00			169,531	77.41
Nichols, Terry L.	D	25,485	100.00			49,477	22.59
Total District Votes:		97,990				219,008	
DISTRICT 2							
Brownback, Sam	R	35,415	48.32			135,725	65.65
Bennie, Bob	R	26,008	35.48				
Hume, Joe	R	11,872	16.20				
Carlin, John	D	37,573	100.00			71,025	34.35
Total District Votes:		110,868				206,750	
DISTRICT 3							
Meyers, Jan	R	31,852	59.46			102,218	56.59
Love, Tom	R	16,486	30.77				
Johnson, Kevin M.	R	5,234	9.77				
Hancock, Judy	D	22,198	100.00			78,401	43.41
Total District Votes:		75,770				180,619	
DISTRICT 4							
Tiahart, Todd	R	29,663	53.97			111,653	52.91
Roll, David J.	R	12,939	23.54				
Rauh, Bill	R	12,360	22.49				
Glickman, Dan	D	32,453	77.57			99,366	47.09
Barnes, John A.	D	9,382	22.43				
Total District Votes:		96,797				211,019	
KENTUCKY		May 24th				November 8th	
DISTRICT 1							
Whitfield, Edward	R	4,212	52.52			64,849	50.97
Hamrick, Steve	R	3,807	47.47				
Barlow, Tom	D	34,505	59.61			62,387	49.03
Lackey, Henry G.	D	18,936	32.71				
Banken, Charles T., Jr.	D	4,442	7.67				
Total District Votes:		65,902				127,236	

ELECTION TYPE:		PRIMARY		RUNOFF		GENERAL	
CANDIDATE NAME	PARTY	# OF VOTES	%	# OF VOTES	%	# OF VOTES	%
KENTUCKY (Continued)							
DISTRICT 2							
Lewis, Ron	R	Unopposed				90,535	59.80
Adkisson, David*	D					60,867	40.20
Total District Votes:						151,402	
* Adkisson was selected by the party as the general election nominee after the primary election. The incumbent, Congressman Natcher, died after the state deadline had passed to name a new candidate for the primary election.							
<hr/>							
DISTRICT 3							
Ward, Mike	D	13,370	27.24			67,663	44.36
Owen, Charles L.	D	11,970	24.38				
Delahanty, Dolores S.	D	11,951	24.35				
Wilson, Bill	D	3,699	7.54				
Lanier, Shelby, Jr.	D	2,664	5.43				
Abbott, Raymond	D	1,715	3.49				
Jones, Landis	D	1,456	2.97				
Ellis, Gerry	D	1,445	2.94				
Farnsley, Burrel Charles	D	543	1.11				
Fenzel, Richard W.	D	171	.35				
Blank, David E.	D	103	.21				
Stokes, Susan B.	R	9,419	50.18			67,238	44.08
Hardy, Tim	R	8,328	44.37				
Klein, Tommy	R	1,022	5.44				
Lewis, Richard	TXP-KY					17,591	11.53
Cohen, Valerie	W					31	.02
Total District Votes:						67,856	152,523
<hr/>							
DISTRICT 4							
Bunning, Jim	R	Unopposed				96,695	74.14
Skaggs, Sally Harris	D	Unopposed				33,717	25.85
Total District Votes:						130,412	
<hr/>							
DISTRICT 5							
Rogers, Harold "Hal"	R	Unopposed				82,291	79.42
Blevins, Walter "Doc"	D	10,358	61.21			21,318	20.58
Maynard, Steven	D	6,563	38.79				
Total District Votes:						16,921	103,609

ELECTION TYPE:		PRIMARY		RUNOFF		GENERAL	
CANDIDATE NAME	PARTY	# OF VOTES	%	# OF VOTES	%	# OF VOTES	%
KENTUCKY (Continued)							
DISTRICT 6							
Baesler, Scotty	D	Unopposed				70,085	58.84
Wills, Matthew Eric	R	Unopposed				49,032	41.16
Total District Votes:						119,117	

LOUISIANA

October 1st

Section 511 of Title 18 of the Louisiana Revised Statutes of 1950, as amended, provides that a candidate who receives a majority of votes cast for an office in a primary election is elected. When no candidate achieves a majority, the two top vote getters, regardless of party, go on to a runoff election. Following are the official vote results of the October 1, 1994, primary election in which all seven congressional district elections were decided by candidates achieving majority votes.

DISTRICT 1

Livingston, Robert L. "Bob"	R	83,928	81.16
McNeir, Forest	D	12,336	11.93
Simmons, Clark	O	7,139	6.90

Total District Votes: 103,403

DISTRICT 2

Jefferson, William J.	D	60,906	74.67
Namer, Robert "Bob"	R	15,113	18.53
Lawrence, John C.	O	3,036	3.72
Leahman, Julius "Uncle Chip"	D	2,513	3.08

Total District Votes: 81,568

DISTRICT 3

Tauzin, W. J. "Billy"	D	90,536	76.22
Accardo, Nick	O	28,250	23.78

Total District Votes: 118,786

DISTRICT 4

Fields, Cleo	D	88,288	69.95
Slocum, Patricia	R	37,935	30.05

Total District Votes: 126,223

DISTRICT 5

McCrery, James O. "Jim", III	R	106,204	79.83
Kidd, Paul Henry	D	21,467	16.14
Simmons, E. Austin	O	5,365	4.03

Total District Votes: 133,036

ELECTION TYPE:		PRIMARY		RUNOFF		GENERAL	
CANDIDATE NAME	PARTY	# OF VOTES	%	# OF VOTES	%	# OF VOTES	%

LOUISIANA (Continued)

DISTRICT 6

Baker, Richard	R	103,174	81.11				
Ward, Darryl Paul	D	24,033	18.89				

Total District Votes: 127,207

DISTRICT 7

Hayes, James A. "Jimmy"	D	72,424	53.01				
Holloway, Clyde C.	R	54,253	39.71				
Cesar, "Ron"	O	9,937	7.27				

Total District Votes: 136,614

MAINE

June 14th

November 8th

DISTRICT 1

Longley, James B., Jr.	R	19,705	42.77	136,316	51.88
Summers, Charles E.	R	11,533	25.03		
Keogh, Kevin	R	8,327	18.07		
Rand, Theodore T.	R	6,490	14.09		
Other	W(R)	18	.04		

Dutremble, Dennis L.	D	18,245	33.40	126,373	48.09
Diamond, G. William	D	13,039	23.87		
Titcomb, Bonnie L.	D	12,871	23.56		
Troubh, William B.	D	10,459	19.15		
Other	W(D)	8	.01		

Other W 80 .03

Total District Votes: 100,695 262,769

ELECTION TYPE:		PRIMARY		RUNOFF		GENERAL	
CANDIDATE NAME	PARTY	# OF VOTES	%	# OF VOTES	%	# OF VOTES	%
MAINE (Continued)							
DISTRICT 2							
Baldacci, John	D	12,091	27.30			109,615	45.69
Mitchell, James F.	D	9,993	22.56				
Mills, Janet T.	D	7,858	17.74				
Howaniec, James P.	D	6,306	14.24				
Cathcart, Mary B.	D	5,580	12.60				
Hay, Jean	D	2,043	4.61				
Hallisey, Shawn T.	D	413	.93				
Other	W(D)	9	.02				
Bennett, Richard A.	R	11,734	29.45			97,754	40.75
Zirkilton, Stephen M.	R	10,509	26.38				
MacNaughton, Glenn Thomas	R	10,021	25.15				
Greenlaw, Hollis M.	R	7,563	18.98				
Other	W(R)	11	.03				
Michael, John M.	I					21,117	8.80
FitzGerald, Charles	IMG					11,353	4.73
Other	W					55	.02
Total District Votes:		84,131				239,894	

MARYLAND		September 13th		November 8th	
DISTRICT 1					
Gilchrest, Wayne T.	R	24,358	65.07	120,975	67.65
Meredith, Scott L.	R	6,152	16.43		
McClanahan, Bradlyn	R	4,419	11.80		
Williams, George	R	2,504	6.69		
Gies, Ralph T.	D	19,517	39.08	57,712	32.27
Eastough, Steven R.	D	18,589	37.22		
Brown, James	D	11,834	23.70		
Boyle, Wayne	W			127	.07
Total District Votes:		87,373		178,814	

ELECTION TYPE:	PRIMARY		RUNOFF		GENERAL			
	CANDIDATE NAME	PARTY	# OF VOTES	%	# OF VOTES	%	# OF VOTES	%
MARYLAND (Continued)								
DISTRICT 2								
Ehrlich, Robert L., Jr.	R	21,397	57.16				125,162	62.74
Frank, William J.	R	14,218	37.98					
Fleig, John Michael	R	1,817	4.85					
Brewster, Gerry L.	D	27,166	38.41				74,275	37.23
Dejuliis, Connie Galiazzo	D	25,009	35.36					
Bish, Joseph John, Jr.	D	13,425	18.98					
Deloach, James Edward, Jr.	D	3,029	4.28					
Epperson, Hunter J.	D	1,196	1.69					
Kokkonen, Kauko H.	D	903	1.28					
Grace, Charles G.	I						20	.01
Liston, John Benjamin	W						13	.01
Young, James A.	W						10	.00
Total District Votes:		108,160					199,480	
DISTRICT 3								
Cardin, Benjamin L.	D	64,742	86.64				117,269	70.97
Hiegel, Dan	D	9,987	13.36					
Tousey, Robert Ryan	R	13,969	100.00				47,966	29.03
Total District Votes:		88,698					165,235	
DISTRICT 4								
Wynn, Albert R.	D	52,708	84.16				93,148	75.03
Bates, Robert	D	9,919	15.84					
Dyson, Michele	R	6,817	100.00				30,999	24.97
Total District Votes:		69,444					124,147	
DISTRICT 5								
Hoyer, Steny H.	D	47,644	81.54				98,821	58.81
Dial, Harold Glynn	D	6,459	11.05					
Johnson, Ricardo V.	D	2,609	4.46					
Keval, Lawrence E.	D	1,715	2.94					
Devine, Donald	R	13,471	54.98				69,211	41.18
Moroz, Harold R.	R	5,026	20.51					
Smathers, John E.	R	6,004	24.50					
Dial, Harold Glynn	W						13	.01
Groom, Matthew Lorin	W						0	.00
Total District Votes:		82,928					168,045	

ELECTION TYPE:	PRIMARY		RUNOFF		GENERAL			
	CANDIDATE NAME	PARTY	# OF VOTES	%	# OF VOTES	%	# OF VOTES	%
MARYLAND (Continued)								
DISTRICT 6								
Bartlett, Roscoe	R	41,438	84.39				122,809	65.95
Parker, Fredric M.	R	5,345	10.88					
Yurus, David R.	R	2,320	4.72					
Muldowney, Paul	D	13,720	29.76				63,411	34.05
Dhillon, Neil S.	D	8,239	17.87					
Crawford, Stephen	D	8,128	17.63					
Clagett, Galen R.	D	7,911	17.16					
DeArmon, Donald M.	D	2,986	6.48					
Snyder, Clifford E., Jr.	D	2,768	6.00					
Puca, Anthony Patrick	D	2,355	5.11					
Total District Votes:		95,210					186,220	
DISTRICT 7								
Mfume, Kweisi	D	53,194	100.00				97,016	81.51
Kondner, Kenneth	R	4,747	100.00				22,007	18.49
Total District Votes:		57,941					119,023	
DISTRICT 8								
Morella, Constance A.	R	23,299	70.14				143,449	70.28
Anderjaska, Arnold	R	9,918	29.86					
Van Grack, Steven	D	23,919	53.87				60,660	29.72
Shur, Ralph K.	D	6,386	14.38					
Deichman, Donald M.	D	4,952	11.15					
Leeds, Jonathan	D	4,288	9.66					
Benns, George W.	D	3,444	7.76					
Yeganeh, James	D	1,410	3.18					
Total District Votes:		77,616					204,109	

MASSACHUSETTS		September 20th		November 8th	
DISTRICT 1					
Olver, John W.	D	27,867	99.72		150,047 99.36
All Others	W(D)	77	.28		
All Others	W(R)	1,075	100.00		
All Others	W			971	.64
Total District Votes:		29,019		151,018	

ELECTION TYPE:		PRIMARY		RUNOFF		GENERAL	
CANDIDATE NAME	PARTY	# OF VOTES	%	# OF VOTES	%	# OF VOTES	%
MASSACHUSETTS (Continued)							
DISTRICT 2							
Neal, Richard E.	D	25,472	99.82			117,178	58.55
All Others	W(D)	46	.18				
Briare, John M.	R	10,754	99.90			72,732	36.34
All Others	W(R)	11	.10				
Ross, Kate	NL					10,167	5.08
All Others	W					46	.02
Total District Votes:		36,283				200,123	
<hr/>							
DISTRICT 3							
Blute, Peter	R	21,125	99.41			115,810	54.62
All Others	W(R)	125	.59				
O'Sullivan, Kevin	D	17,619	38.24			93,689	44.18
McGovern, James P.	D	13,603	29.53				
Walsh, John	D	8,030	17.43				
Arena-Derosa, James	D	3,038	6.59				
Lumina, Luke A.	D	1,871	4.06				
Raymond, Patrick M.	D	1,847	4.01				
All Others	W(D)	63	.14				
Friedgen, Dale E.	NL					2,375	1.12
All Others	W					161	.08
Total District Votes:		67,321				212,035	
<hr/>							
DISTRICT 4							
Frank, Barney	D	43,865	85.74			168,942	99.50
Ham, Denise B.	D	7,278	14.23				
All Others	W(D)	14	.03				
All Others	W(R)	269	100.00				
All Others	W					853	.50
Total District Votes:		51,426				169,795	

ELECTION TYPE:	PRIMARY		RUNOFF		GENERAL			
	CANDIDATE NAME	PARTY	# OF VOTES	%	# OF VOTES	%	# OF VOTES	%
MASSACHUSETTS (Continued)								
DISTRICT 5								
Meehan, Martin T.	D	35,739	76.45				140,725	69.83
Quinn, Thomas J.	D	10,978	23.48					
All Others	W(D)	31	.07					
Coleman, David E.	R	17,395	99.51				60,734	30.14
All Others	W(R)	86	.49					
All Others	W						65	.03
Total District Votes:		64,229					201,524	
<hr/>								
DISTRICT 6								
Torkildsen, Peter G.	R	28,225	99.42				120,952	50.51
All Others	W(R)	163	.57					
Tierney, John F.	D	20,701	33.78				113,481	47.39
Hayward, Jeffery J.	D	20,163	32.90					
Costello, Nicholas J.	D	15,062	24.58					
Monahan, F. John	D	5,277	8.61					
All Others	W(D)	86	.14					
Gatchell, Benjamin A.	I						4,960	2.07
All Others	W						51	.02
Total District Votes:		89,677					239,444	
<hr/>								
DISTRICT 7								
Markey, Edward J.	D	43,661	99.63				146,246	64.43
All Others	W(D)	163	.37					
Bailey, Brad	R	12,271	59.96				80,678	35.54
Long, Patricia H.	R	8,173	39.94					
All Others	W(R)	21	.10					
All Others	W						68	.03
Total District Votes:		64,289					226,992	
<hr/>								
DISTRICT 8								
Kennedy, Joseph P., II	D	42,807	99.40				113,232	98.95
All Others	W(D)	258	.60					
All Others	W(R)	347	100.00					
All Others	W						1,199	1.05
Total District Votes:		43,412					114,431	

ELECTION TYPE:		PRIMARY		RUNOFF		GENERAL	
CANDIDATE NAME	PARTY	# OF VOTES	%	# OF VOTES	%	# OF VOTES	%
MASSACHUSETTS (Continued)							
DISTRICT 9							
Moakley, John Joseph	D	57,471	86.17			146,292	69.76
Ingalls, Dennis J.	D	9,204	13.80				
All Others	W(D)	22	.03				
Murphy, Michael M.	R	8,872	50.55			63,369	30.22
Hall, Robert D., Jr.	R	8,664	49.36				
All Others	W(R)	15	.08				
All Others	W					42	.02
Total District Votes:		84,248				209,703	
DISTRICT 10							
Studds, Gerry E.	D	37,393	76.45			172,753	68.74
Ham, Roger P.	D	11,450	23.41				
All Others	W(D)	68	.14				
Hemeon, Keith Jason	R	26,776	99.82			78,487	31.23
All Others	W(R)	48	.18				
All Others	W					69	.03
Total District Votes:		75,735				251,309	
MICHIGAN							
		August 2nd				November 8th	
DISTRICT 1							
Stupak, Bart	D	32,649	99.86			121,433	56.86
Scattered	W(D)	45	.14				
Ziegler, Gil	R	17,706	37.19			89,660	41.98
Svanda, Dave	R	15,750	33.08				
Stupak-Thrall, Kathy	R	6,920	14.54				
Carr, Bob	R	4,938	10.37				
Kelly, Michael	R	2,275	4.78				
Scattered	W(R)	19	.04				
McPeak, Michael	NL					2,399	1.12
Scattered	W					57	.03
Total District Votes:		80,302				213,549	

ELECTION TYPE:		PRIMARY		RUNOFF		GENERAL	
CANDIDATE NAME	PARTY	# OF VOTES	%	# OF VOTES	%	# OF VOTES	%
MICHIGAN (Continued)							
DISIRICT 2							
Hoekstra, Peter	R	42,387	99.81			146,164	75.27
Scattered	W(R)	81	.19				
Hoover, Marcus	D	13,539	99.79			46,097	23.74
Scattered	W(D)	29	.21				
Wiggins, Lu	NL					1,892	.97
Scattered	W					34	.02
Total District Votes:		56,036				194,187	
<hr/>							
DISIRICT 3							
Ehlers, Vernon J.	R	44,795	99.95			136,711	73.87
Scattered	W(R)	22	.05				
Flory, Betsy J.	D	14,969	99.91			43,580	23.55
Scattered	W(D)	13	.09				
Konicov, Barrie Leslie	LBT					2,960	1.60
Normandin, Susan H.	NL					1,815	.98
Scattered	W					11	.00
Total District Votes:		59,799				185,077	
<hr/>							
DISIRICT 4							
Camp, Dave	R	39,994	99.96			145,176	73.12
Scattered	W(R)	18	.04				
Frasier, Damion	D	13,067	51.29			50,544	25.46
Sierocki, Steve	D	12,384	48.61				
Scattered	W(D)	27	.10				
Lee, Michael	NL					2,797	1.41
Scattered	W					17	.01
Total District Votes:		65,490				198,534	

ELECTION TYPE:		PRIMARY		RUNOFF		GENERAL	
CANDIDATE NAME	PARTY	# OF VOTES	%	# OF VOTES	%	# OF VOTES	%
MICHIGAN (Continued)							
DISTRICT 5							
Barcia, James A.	D	38,872	99.78			126,456	65.46
Scattered	W(D)	84	.22				
Anderson, William T.	R	23,294	99.90			61,342	31.75
Scattered	W(R)	23	.10				
Fairchild, Larry L.	NPA					3,022	1.56
Arnold, Susan I.	NL					2,323	1.20
Scattered	W					47	.02
Total District Votes:		62,273				193,190	
<hr/>							
DISTRICT 6							
Upton, Fred	R	32,560	99.90			121,923	73.46
Scattered	W(R)	34	.10				
Taylor, David	D	15,909	99.77			42,348	25.52
Scattered	W(D)	37	.23				
Berker, E.A.	NL					1,667	1.00
Scattered	W					28	.02
Total District Votes:		48,540				165,966	
<hr/>							
DISTRICT 7							
Smith, Nick	R	23,146	67.52			115,621	65.14
Behnke, Mark A.	R	11,128	32.46				
Scattered	W(R)	8	.02				
McCaughtry, Kim	D	17,379	99.87			57,326	32.30
Scattered	W(D)	22	.13				
Proctor, Kenneth L.	LBT					3,311	1.86
Williamson, Scott K.	NL					1,223	.69
Scattered	W					19	.01
Total District Votes:		51,683				177,500	

ELECTION TYPE:		PRIMARY		RUNOFF		GENERAL	
CANDIDATE NAME	PARTY	# OF VOTES	%	# OF VOTES	%	# OF VOTES	%
MICHIGAN (Continued)							
DISTRICT 8							
Chrysler, Dick	R	27,574	99.93			109,663	51.61
Scattered	W(R)	19	.07				
Mitchell, Bob	D	31,771	99.93			95,383	44.89
Scattered	W(D)	22	.07				
Turcotte, Gerald Ralph, Jr.	LBT					4,348	2.05
McPeak, Susan Ilene	NL					3,076	1.45
Scattered	W					11	.00
Total District Votes:		59,386				212,481	
<hr/>							
DISTRICT 9							
Kildee, Dale E.	D	31,511	99.65			97,096	51.22
Scattered	W(D)	111	.35				
O'Neill, Megan	R	18,539	52.79			89,148	47.03
Kammer, Kerry	R	16,553	47.14				
Scattered	W(R)	25	.07				
Blasdell, Karen	NL					3,240	1.71
Scattered	W					79	.04
Total District Votes:		66,739				189,563	
<hr/>							
DISTRICT 10							
Bonior, David E.	D	36,546	99.84			121,876	62.24
Scattered	W(D)	60	.16				
Lobsinger, Donald J.	R	15,678	53.97			73,862	37.72
Napiorkowski, Rene Paul	R	8,391	28.88				
Velardo, Armand	R	4,961	17.08				
Scattered	W(R)	21	.07				
Scattered	W					84	.04
Total District Votes:		65,657				195,822	

ELECTION TYPE:		PRIMARY		RUNOFF		GENERAL	
CANDIDATE NAME	PARTY	# OF VOTES	%	# OF VOTES	%	# OF VOTES	%
MICHIGAN (Continued)							
DISTRICT 11							
Knollenberg, Joe	R	50,635	99.88			154,696	68.18
Scattered	W(R)	62	.12				
Breshgold, Mike	D	31,136	99.73			69,168	30.49
Scattered	W(D)	83	.26				
Hocking, John R.	NL					2,928	1.29
Scattered	W					92	.04
Total District Votes:		81,916				226,884	
DISTRICT 12							
Levin, Sander	D	37,159	80.23			103,508	52.01
Roberts, Karen	D	6,027	13.01				
Pernick, Nat	D	3,120	6.74				
Scattered	W(D)	9	.02				
Pappageorge, John	R	30,104	99.93			92,762	46.61
Scattered	W(R)	20	.07				
White, Jerome	NPA					1,386	.70
Anderson, Eric R.	NL					1,340	.67
Scattered	W					22	.01
Total District Votes:		76,439				199,018	
DISTRICT 13							
Rivers, Lynn Nancy	D	24,426	56.48			89,573	51.87
Geiss, David W.	D	14,386	33.27				
Eaglin, Fulton B.	D	4,423	10.23				
Scattered	W(D)	9	.02				
Schall, John A.	R	12,082	43.97			77,908	45.12
Wilbanks, Cynthia H.	R	11,677	42.50				
Kassel, Glen	R	2,008	7.31				
Fassett, Dennis G.	R	1,710	6.22				
Scattered	W(R)	1	.00				
Seymour, Craig L.	LBT					3,186	1.84
Halyard, Helen	NPA					1,388	.80
Petrosoff, Gail Anne	NL					606	.35
Scattered	W					17	.01
Total District Votes:		70,722				172,678	

ELECTION TYPE:	PRIMARY		RUNOFF		GENERAL			
	CANDIDATE NAME	PARTY	# OF VOTES	%	# OF VOTES	%	# OF VOTES	%
MICHIGAN (Continued)								
DISIRICT 14								
Conyers, John, Jr.	D	41,555	50.50			128,463	81.50	
Hollowell, Melvin	D	23,398	28.44					
Farrell-Donaldson, Marie	D	17,325	21.06					
Scattered	W(D)	2	.00					
Fournier, Richard Charles	R	7,848	99.99			26,215	16.63	
Scattered	W(R)	1	.01					
Miller, Richard R.	NL					2,953	1.87	
Total District Votes:		90,129				157,631		
<hr/>								
DISIRICT 15								
Collins, Barbara-Rose	D	59,822	99.92			119,442	84.10	
Scattered	W(D)	49	.08					
Savage, John W., II	R	5,896	100.00			20,074	14.14	
Jaquith, Cynthia M.	NPA					987	.70	
Clark, Henry Ogden	NL					848	.60	
Roberts, Larry	NPA					654	.46	
Scattered	W					9	.01	
Total District Votes:		65,767				142,014		
<hr/>								
DISIRICT 16								
Dingell, John D.	D	35,210	99.97			105,849	59.14	
Scattered	W(D)	10	.03					
Larkin, Ken	R	6,289	30.71			71,159	39.76	
Morse, William	R	5,821	28.42					
Rupert, Guy	R	4,347	21.22					
Lee, John	R	4,024	19.65					
Hanze, Noha F.	NL					1,968	1.10	
Scattered	W					4	.00	
Total District Votes:		55,701				178,980		

ELECTION TYPE:		PRIMARY		RUNOFF		GENERAL	
CANDIDATE NAME	PARTY	# OF VOTES	%	# OF VOTES	%	# OF VOTES	%
MINNESOTA		September 13th				November 8th	
DISTRICT 1							
Gutknecht, Gil	I-R	33,871	56.88			117,613	55.16
Erdahl, Arlen I.	I-R	21,541	36.18				
Andersen, Doug	I-R	4,134	6.94				
Hottinger, John C.	DFL	26,590	100.00			95,328	44.71
Scattered	W					277	.13
Total District Votes:		86,136				213,218	
DISTRICT 2							
Minge, David	DFL	28,964	100.00			114,289	52.00
Revier, Gary B.	I-R	39,871	100.00			98,881	44.99
Bentz, Stan	I					6,535	2.97
Scattered	W					80	.04
Total District Votes:		68,835				219,785	
DISTRICT 3							
Ramstad, Jim	I-R	71,696	100.00			173,223	73.23
Olson, Bob	DFL	27,200	100.00			62,211	26.30
Scattered	W					1,097	.46
Total District Votes:		98,896				236,531	
DISTRICT 4							
Vento, Bruce F.	DFL	49,461	100.00			115,638	54.90
Newinski, Dennis	I-R	41,164	100.00			88,344	41.94
Vacek, Dan R.	GRT					6,211	2.95
Scattered	W					437	.21
Total District Votes:		90,625				210,630	

ELECTION TYPE:		PRIMARY		RUNOFF		GENERAL	
CANDIDATE NAME	PARTY	# OF VOTES	%	# OF VOTES	%	# OF VOTES	%
MINNESOTA (Continued)							
DISTRICT 5							
Sabo, Martin Olav	DFL	50,970	100.00			121,515	61.94
LeGrand, Dorothy	I-R	32,982	100.00			73,258	37.34
Scattered	W					1,399	.71
Total District Votes:		83,952				196,172	
DISTRICT 6							
Luther, William P. "Bill"	DFL	20,170	57.22			113,740	49.94
McCarthy, Daniel P.	DFL	10,438	29.61				
Campbell, Jennings B.	DFL	4,641	13.17				
Jude, Tad	I-R	35,014	57.04			113,190	49.69
Steffen, Natalie	I-R	21,998	35.84				
Mooney, Beatrice	I-R	4,372	7.12				
Scattered	W					845	.37
Total District Votes:		96,633				227,775	
DISTRICT 7							
Peterson, Collin C.	DFL	34,517	100.00			108,023	51.20
Omam, Bernie	I-R	40,071	100.00			102,623	48.64
Scattered	W					357	.17
Total District Votes:		74,588				211,003	
DISTRICT 8							
Oberstar, James L.	DFL	62,451	100.00			153,161	65.66
Herwig, Phil	I-R	34,686	100.00			79,818	34.22
Scattered	W					292	.12
Total District Votes:		97,137				233,271	

ELECTION TYPE:		PRIMARY		RUNOFF		GENERAL	
CANDIDATE NAME	PARTY	# OF VOTES	%	# OF VOTES	%	# OF VOTES	%
MISSISSIPPI		June 7th		June 28th		November 8th	
DISTRICT 1							
Wicker, Roger F.	R	7,156	26.62	11,905	53.07	80,553	63.06
Fox, Grant	R	5,208	19.37	10,527	46.93		
Whitwell, Bob	R	4,606	17.13				
Whitaker, Clyde E.	R	4,602	17.12				
Cobb, Larry	R	4,162	15.48				
Bowlin, Bill	R	1,147	4.27				
Wheeler, William R., Jr.	D	13,600	40.02	17,052	56.44	47,192	36.94
Ford, Tim	D	11,471	33.75	13,158	43.56		
Barnett, Jamie	D	8,914	26.23				
Total District Votes:		60,866		52,642		127,745	
DISTRICT 2							
Thompson, Bennie	D	15,429	100.00			68,014	53.68
Jordan, Bill	R	7,204	100.00			49,270	38.89
Thornton, Vince	TXP-MS					9,408	7.42
Total District Votes:		22,633				126,692	
DISTRICT 3							
Montgomery, G.V. (Sonny)	D	16,828	100.00			83,163	67.62
Dabbs, Dutch	R	13,321	100.00			39,826	32.38
Total District Votes:		30,149				122,989	
DISTRICT 4							
Parker, Mike	D	31,173	58.34			82,939	68.46
Bennett, Marshall	D	18,561	34.73				
Smith, Bobby	D	3,702	6.93				
Wood, Mike	R	5,620	73.32			38,200	31.53
Holcomb, Troy C.	R	2,045	26.68				
Total District Votes:		61,101				121,139	
DISTRICT 5							
Taylor, Gene	D	9,980	100.00			73,179	60.10
Barlos, George	R	9,468	100.00			48,575	39.90
Total District Votes:		19,448				121,754	

ELECTION TYPE:		PRIMARY		RUNOFF		GENERAL	
CANDIDATE NAME	PARTY	# OF VOTES	%	# OF VOTES	%	# OF VOTES	%
MISSOURI		August 2nd			November 8th		
DISIRICT 1							
Clay, William (Bill), Sr.	D	34,656	53.18			97,061	63.43
Cacchione, Patrick	D	13,062	20.04				
Vickers, Eric E.	D	11,224	17.22				
Billingsly, Z. Dwight	D	6,224	9.55				
Counts, Donald R.	R	5,446	54.32			50,303	32.87
Rapp, Jim	R	4,580	45.68				
Williamson, Craig W.	LBT	215	100.00			5,654	3.69
Total District Votes:		75,407				153,018	
DISIRICT 2							
Talent, James	R	44,858	100.00			154,882	67.26
Kelly, Pat	D	21,636	53.76			70,480	30.60
Gileo, Margaret P.	D	10,562	26.24				
Johnson, Susan	D	8,048	20.00				
Higgins, Jim	LBT	319	100.00			4,925	2.14
Total District Votes:		85,423				230,287	
DISIRICT 3							
Gephardt, Richard A.	D	54,582	76.96			117,601	57.66
Johnson, Leif	D	11,619	16.38				
Lehmuth, Lee	D	4,718	6.65				
Gill, Gary	R	19,014	68.32			80,977	39.71
Anderson, Wallace (Wally)	R	8,815	31.68				
Ems, Bradley	LBT	444	100.00			5,362	2.63
Total District Votes:		99,192				203,940	
DISIRICT 4							
Skelton, Ike	D	45,715	82.14			137,876	67.75
Allis, Alan E. (Gene)	D	5,473	9.83				
Podhorn, Ed	D	4,466	8.02				
Noland, James A., Jr.	R	15,576	46.35			65,616	32.24
Carley, John	R	8,121	24.16				
Tomlinson, Al	R	7,624	22.69				
Mazurkiewicz, Bernard L.	R	2,285	6.80				
Total District Votes:		89,260				203,492	

ELECTION TYPE:		PRIMARY		RUNOFF		GENERAL	
CANDIDATE NAME	PARTY	# OF VOTES	%	# OF VOTES	%	# OF VOTES	%
MISSOURI (Continued)							
DISTRICT 5							
McCarthy, Karen	D	26,663	41.44			100,391	56.55
Park, Carole Roper	D	11,097	17.25				
McGee, Jacqueline T. "Jackie"	D	8,143	12.66				
Moody, Edward "Gomer"	D	7,653	11.90				
Smist, Frank J., Jr.	D	4,134	6.43				
Morris, Patrick J.	D	2,274	3.53				
Sildon, Myron	D	2,144	3.33				
Bassa, Reginald L., Jr.	D	1,199	1.86				
Mitchell, Steven Lewis	D	383	.60				
Young, Bill Clinton	D	341	.53				
Dinwiddie, John Mark	D	301	.47				
Freeman, Ron	R	14,972	71.12			77,120	43.44
Osgood, John	R	4,725	22.44				
Fournier, Larry	R	1,355	6.44				
Total District Votes:		85,384				177,511	
DISTRICT 6							
Danner, Pat (Patsy Ann)	D	53,460	77.17			140,108	66.14
Ulmer, Harold W.	D	15,819	22.83				
Tucker, Tina	R	11,250	36.60			71,709	33.85
Bailey, Jeff	R	10,838	35.26				
Buck, Robert L.	R	4,432	14.42				
McBrayer, Frank	R	4,219	13.72				
Total District Votes:		100,018				211,817	
DISTRICT 7							
Hancock, Melton D. "Mel"	R	60,923	100.00			112,228	57.28
Fossard, James R.	D	9,442	41.63			77,836	39.73
Cameron, Jim	D	5,651	24.92				
Brown, Michael H.	D	3,815	16.82				
Reed, Steven L.	D	3,772	16.63				
Burlison, Doug	LBT	208	100.00			5,852	2.99
Total District Votes:		83,811				195,916	

ELECTION TYPE:		PRIMARY		RUNOFF		GENERAL	
CANDIDATE NAME	PARTY	# OF VOTES	%	# OF VOTES	%	# OF VOTES	%

MISSOURI (Continued)

DISTRICT 8							
Emerson, Bill	R	26,701	100.00			129,320	70.06
Thompson, James L. (Jay)	D	22,222	38.50			48,987	26.54
Bullock, Thad	D	17,819	30.87				
Curtis, Gene	D	9,775	16.94				
Hager, Don	D	7,902	13.69				
Tlapek, Greg L.	LBT	134	100.00			6,279	3.40
Total District Votes:		84,553				184,586	

DISTRICT 9							
Volkmer, Harold L.	D	45,125	67.48			103,443	50.47
DeFranco, Anthony	D	21,741	32.51				
Hulshof, Kenny*	R					92,301	45.04
Hardy, Rick	R	21,698	100.00				
Moore, Mitchell J.	LBT	181	100.00			9,198	4.49
Total District Votes:		88,745				204,942	

* Hulshof was selected by the party to be the general election nominee after Hardy withdrew from the race.

MONTANA		June 7th		November 8th	
DISTRICT 1					
Williams, Pat	D	103,476	100.00	171,372	48.67
Jamison, Cy	R	43,509	58.84	148,715	42.23
Combs, Harry	R	30,440	41.16		
Kelly, Steve	I			32,046	9.10
Total District Votes:		177,425		352,133	

ELECTION TYPE:		PRIMARY		RUNOFF		GENERAL	
CANDIDATE NAME	PARTY	# OF VOTES	%	# OF VOTES	%	# OF VOTES	%
NEBRASKA		May 10th		November 8th			
DISTRICT 1							
Bereuter, Doug	R	49,524	98.69			117,967	62.56
Scattered	W(R)	656	1.31				
Combs, Patrick	D	23,295	74.04			70,369	37.32
Pals, Marlin R.	D	7,996	25.41				
Scattered	W(D)	171	.54				
Scattered	W					214	.11
Total District Votes:		81,642				188,550	
DISTRICT 2							
Christensen, Jon	R	26,494	52.70			92,516	49.92
Ashford, Brad	R	12,340	24.55				
Staskiewicz, Ron	R	11,436	22.75				
Scattered	W(R)	1	.00				
Hoagland, Peter	D	24,370	72.56			90,750	48.97
Pritchett, Jess M.	D	9,210	27.42				
Scattered	W(D)	7	.02				
Scattered	W					2,044	1.10
Total District Votes:		83,858				185,310	
DISTRICT 3							
Barrett, Bill	R	80,942	99.84			154,919	78.68
Scattered	W(R)	132	.16				
Chapin, Gil	D	30,402	99.60			41,943	21.30
Scattered	W(D)	122	.40				
Scattered	W					41	.02
Total District Votes:		111,598				196,903	

ELECTION TYPE:		PRIMARY		RUNOFF		GENERAL	
CANDIDATE NAME	PARTY	# OF VOTES	%	# OF VOTES	%	# OF VOTES	%
NEVADA		September 6th				November 8th	
DISIRICT 1							
Ensign, John	R	29,730	83.13			73,769	48.48
Weeks, Rex	R	2,518	7.04				
Schantz, William J.	R	1,950	5.45				
Marler, Kish M.	R	1,566	4.38				
Bilbray, James H.	D	41,524	77.75			72,333	47.54
Hollingsworth, Norman E.	D	11,880	22.24				
Wood, Gary	LBT					6,065	3.98
Total District Votes:		89,168				152,167	
DISIRICT 2							
Vucanovich, Barbara F.	R	58,378	78.06			142,202	63.50
Fay, Joe Emmett	R	16,408	21.94				
Greeson, Janet	D	18,245	34.20			65,390	29.20
Roberts, James S.	D	17,879	33.52				
Clary, Pat	D	17,217	32.28				
Jefferson, Thomas F.	IA					9,615	4.29
Avery, Lois	NL					6,725	3.00
Total District Votes:		128,127				223,932	
NEW HAMPSHIRE		September 13th				November 8th	
DISIRICT 1							
Zeliff, "Bill"	R	28,470	98.90			97,017	65.63
Write-In	R	315	1.09				
Verge, "Bill"	D	8,485	63.60			42,481	28.74
LaChance, Douglas A.	D	4,697	35.21				
Write-In	D	159	1.19				
Tosti, Scott	I					4,203	2.84
Lannon, Paul	LBT	539	98.00			3,548	2.40
Write-In	LBT	11	2.00				
Braley, Merle	NL					573	.39
Total District Votes:		42,676				147,822	

ELECTION TYPE:		PRIMARY		RUNOFF		GENERAL	
CANDIDATE NAME	PARTY	# OF VOTES	%	# OF VOTES	%	# OF VOTES	%
NEW HAMPSHIRE (Continued)							
DISTRICT 2							
Bass, Charles	R	12,526	29.20			83,121	51.44
Hammond, "Mike"	R	10,340	24.10				
Scott, Ward	R	8,887	20.72				
Bassett, "Jim"	R	5,925	13.81				
De Winter, "Ted"	R	2,386	5.56				
Elias, Brenda	R	1,392	3.24				
Goretzky, Myron "Mike"	R	460	1.07				
Haas, Joseph S., Jr.	R	447	1.04				
Sawtelle, Homer J.	R	330	.77				
Fisteag, Livius V.	R	204	.48				
Write-In	R	0	.00				
Swett, "Dick"	D	14,497	98.28			74,243	45.95
Write-In	D	254	1.72				
Lewicke, John	LBT	308	60.99			2,986	1.85
Blevens, "Ken"	LBT	185	36.63				
Write-In	LBT	12	2.38				
Spitzfaden, Linda	NL					1,223	.76
Total District Votes:		58,153				161,573	

NEW JERSEY		June 7th		November 8th	
DISTRICT 1					
Andrews, Robert E.	D	19,554	100.00	108,155	72.27
Hogan, James N.	R	7,061	80.05	41,505	27.73
Harris, William Henry	R	1,760	19.95		
Total District Votes:		28,375		149,660	

DISTRICT 2					
LoBiondo, Frank A.	R	23,152	54.47	102,566	64.62
Gormley, Bill	R	14,989	35.26		
Green, Robert D.	R	4,364	10.27		
Magazzu, Louis N.	D	6,206	50.40	56,151	35.38
Katz, Ruth	D	4,797	38.96		
Lyne, George N.	D	1,310	10.64		
Total District Votes:		54,818		158,717	

ELECTION TYPE:		PRIMARY		RUNOFF		GENERAL	
CANDIDATE NAME	PARTY	# OF VOTES	%	# OF VOTES	%	# OF VOTES	%
NEW JERSEY (Continued)							
DISTRICT 3							
Saxton, Jim	R	18,483	100.00			115,750	66.40
Smith, James B.#	D					54,441	31.23
Williams, Jay	D	8,462	87.22				
Verderese, Anthony J.	D	1,240	12.78				
Hill, D. James	UWS*					3,015	1.73
Croce, Arthur Fulvio	DA*					1,122	.64
Total District Votes:		28,185				174,328	
# Smith was selected by the party to be the general election nominee after Williams withdrew from the race.							
DISTRICT 4							
Smith, Christopher H.	R	15,358	100.00			109,818	67.89
Walsh, Ralph	D	8,097	87.55			49,537	30.62
DiMarco, Michael	D	1,151	12.44				
Marshall, Leonard P.	C-NJ*					1,579	.98
Kokans, Arnold	NL*					833	.51
Total District Votes:		24,606				161,767	
DISTRICT 5							
Roukema, Marge	R	20,394	76.86			139,964	74.25
Laneve, Lorraine	R	6,138	23.13				
Auer, Bill	D	6,459	86.51			41,275	21.90
Forbes, Richard	D	1,007	13.49				
Leonard, William J.	I					3,746	1.99
Bacon, Roger	LBT*					2,882	1.53
Hamilton, Helen	NL*					638	.34
Total District Votes:		33,998				188,505	
DISTRICT 6							
Pallone, Frank, Jr.	D	12,700	100.00			88,922	60.36
Herson, Mike	R	5,608	57.74			55,287	37.52
Daley, Roger W.	R	4,105	42.26				
Dickson, Charles H.	CP*					1,774	1.20
Rich, Gary J.	C-NJ*					800	.54
Quinn, Richard	NL*					548	.37
Total District Votes:		22,413				147,331	

ELECTION TYPE:		PRIMARY		RUNOFF		GENERAL	
CANDIDATE NAME	PARTY	# OF VOTES	%	# OF VOTES	%	# OF VOTES	%
NEW JERSEY (Continued)							
DISTRICT 7							
Franks, Bob	R	11,756	100.00			98,814	59.58
Carroll, Karen	D	7,653	100.00			64,231	38.73
Cleary, James J.	LWR*					2,331	1.40
Greene, Claire	NL*					481	.29
Total District Votes:		19,409				165,857	
DISTRICT 8							
Martini, Bill	R	8,071	100.00			70,494	49.86
Klein, Herb	D	13,011	100.00			68,661	48.57
George, Bernard	C*					2,213	1.56
Total District Votes:		21,082				141,368	
DISTRICT 9							
Torricelli, Robert G.	D	15,564	91.12			99,984	62.53
Guice, Matt	D	1,516	8.88				
Russo, Peter J.	R	7,267	100.00			57,651	36.06
Pason, Gregory	I					1,490	.93
Ebel, Kenneth	NL*					763	.48
Total District Votes:		24,347				159,888	
DISTRICT 10							
Payne, Donald M.	D	26,439	100.00			74,622	75.86
Ford, Jim	R	2,362	100.00			21,524	21.88
Monyek, Rose	IFH*					1,598	1.62
Williams, Maurice	SWP*					624	.63
Total District Votes:		28,801				98,368	

ELECTION TYPE:		PRIMARY		RUNOFF		GENERAL	
CANDIDATE NAME	PARTY	# OF VOTES	%	# OF VOTES	%	# OF VOTES	%
NEW JERSEY (Continued)							
DISTRICT 11							
Frelinghuysen, Rodney P.#	R					127,868	71.20
Gallo, Dean A.	R	26,492	65.28				
Pennacchio, Joe	R	10,917	26.90				
Fitzpatrick, Barry	R	2,107	5.19				
Marmo, Frank C.	R	1,067	2.63				
Herbert, Frank	W(D)	5,971	70.54			50,211	27.96
Kucek, John L.	D	2,493	29.45				
Frueholz, Mary	LWR*					1,065	.59
Bacha, Stuart	FP*					436	.24
Total District Votes:		49,047				179,580	

Frelinghuysen was selected by the party to be the general election nominee after Gallo withdrew from the race.

DISTRICT 12							
Zimmer, Dick	R	16,529	100.00			125,939	68.34
Youssouf, Joseph D.	D	8,180	100.00			55,977	30.38
Provenzano, Anthony M.	C-NJ*					2,364	1.28
Total District Votes:		24,709				184,280	

DISTRICT 13							
Menendez, Robert	D	21,651	100.00			67,688	70.90
Alonso, Fernando A.	R	2,955	49.28			24,071	25.21
McAlindin, Brian W.	R	2,323	38.74				
Hester, Mary Ann E.	R	718	11.97				
Rubino, Frank J., Jr.	WTP*					1,494	1.56
Shaw, Herbert H.	PC*					1,319	1.38
Marshall, Steven	SWP*					895	.94
Total District Votes:		27,647				95,467	

* On the ballot, candidates were listed as Independents.

NEW MEXICO		June 7th		November 8th	
DISTRICT 1					
Schiff, Steven H.	R	35,137	100.00	119,996	73.93
Zollinger, Peter L.	D	38,632	100.00	42,316	26.07
Total District Votes:		73,769		162,312	

ELECTION TYPE:		PRIMARY		RUNOFF		GENERAL	
CANDIDATE NAME	PARTY	# OF VOTES	%	# OF VOTES	%	# OF VOTES	%
NEW MEXICO (Continued)							
DISTRICT 2							
Skeen, Joseph R.	R	25,240	100.00			89,966	63.28
Chavez, Benjamin Anthony	D	25,843	51.52			45,316	31.87
Reinhard, Patsy D.	D	24,321	48.48				
Johnson, Rex R.	GRN					6,898	4.85
Total District Votes:		75,404				142,180	
DISTRICT 3							
Richardson, Bill	D	65,450	100.00			99,900	63.58
Bemis, F. Gregg, Jr.	R	14,394	61.66			53,515	34.06
Paulus, Garrett K.	R	8,950	38.34				
Nagel, Ed D.	LBT					3,697	2.35
Total District Votes:		88,794				157,112	
NEW YORK							
		September 13th			November 8th		
DISTRICT 1							
Forbes, Michael P.				Combined Parties:		90,491	52.54
Forbes, Michael P.	R	7,562	55.35			[72,045]	
Prudenti, John Scott	R	4,564	33.40				
Strong, Michael	R	1,533	11.22				
Write-In	R	4	.03				
Forbes, Michael P.	C	1,277	73.73			[10,146]	
Fennessy, Daniel	C	443	25.58				
Write-In	C	12	.69				
Forbes, Michael P.	RTL	Unopposed				8,300	
Hochbrueckner, George J.				Combined Parties:		80,146	46.53
Hochbrueckner, George J.	D	Unopposed				[78,692]	
Hochbrueckner, George J.	LIF					[1,454]	
Strong, Michael	FUP					1,603	.93
Total District Votes:		15,395				172,240	

ELECTION TYPE:		PRIMARY		RUNOFF		GENERAL	
CANDIDATE NAME	PARTY	# OF VOTES	%	# OF VOTES	%	# OF VOTES	%
NEW YORK (Continued)							
DISTRICT 2							
Lazio, Rick A.				Combined Parties:		100,107	68.20
Lazio, Rick A.	R	Unopposed				[86,857]	
Lazio, Rick A.	C	Unopposed				[13,250]	
Manfre, James L.				Combined Parties:		41,102	28.00
Manfre, James L.	D	Unopposed				[40,358]	
Manfre, James L.	LIF					[744]	
Ross, Alice Cort	RTL	Unopposed				5,567	3.79
Total District Votes:						146,776	
DISTRICT 3							
King, Peter T.				Combined Parties:		115,236	59.24
King, Peter T.	R	10,391	72.73			[98,628]	
Previdi, Robert	R	3,896	27.27				
King, Peter T.	C	Unopposed				[16,608]	
Grill, Norma	D	Unopposed				77,774	39.98
DePrima, John A.	L					1,522	.78
Total District Votes:		14,287				194,532	
DISTRICT 4							
Frisa, Daniel	R	12,487	50.11			87,815	50.19
Levy, David A.	R	12,433	49.89				
Schiliro, Philip M.*	D					65,286	37.31
Steckler, Ferne M.	D	Unopposed					
Levy, David A.	C	611	91.33			15,173	8.67
Write-In	C	58	8.67				
Garbitelli, Vincent P.	RTL	Unopposed				5,280	3.02
Berkowitz, Robert S.#	L					1,409	.80
Olchin, Jack	L	Unopposed					
Total District Votes:		25,589				174,963	

* Schiliro was selected by the party to be the general election nominee after Steckler declined the nomination.

Berkowitz was selected by the party to be the general election nominee after Olchin withdrew from the race.

ELECTION TYPE:		PRIMARY		RUNOFF		GENERAL	
CANDIDATE NAME	PARTY	# OF VOTES	%	# OF VOTES	%	# OF VOTES	%
NEW YORK (Continued)							
DISTRICT 5							
Ackerman, Gary L.				Combined Parties:		93,896	55.02
Ackerman, Gary L.	D	Unopposed				[89,581]	
Ackerman, Gary L.	L	Unopposed				[4,315]	
Lally, Grant M.				Combined Parties:		73,884	43.30
Lally, Grant M.	R	3,275	46.95			[63,665]	
Binder, Allan E.	R	2,992	42.90				
Elkowitz, Edward	R	708	10.15				
Lally, Grant M.	C	545	63.44			[10,219]	
Binder, Allan E.	C	314	36.55				
Elkowitz, Edward	RTL	Unopposed				2,862	1.68
Total District Votes:		7,834				170,642	
DISTRICT 6							
Flake, Floyd H.	D	Unopposed				68,596	80.44
Bhagwandin, Denny D.				Combined Parties:		16,675	19.56
Bhagwandin, Denny D.	R	Unopposed				[13,956]	
Bhagwandin, Denny D.	C	Unopposed				[2,719]	
Total District Votes:						85,271	
DISTRICT 7							
Manton, Thomas J.	D	Unopposed				58,935	87.14
Hurley, Robert E.	C	Unopposed				8,698	12.86
Total District Votes:						67,633	
DISTRICT 8							
Nadler, Jerrold L.				Combined Parties:		109,946	82.00
Nadler, Jerrold L.	D	33,658	62.01			[103,268]	
Duane, Thomas K.	D	15,820	29.14				
Green, Deborah A.	D	4,803	8.85				
Nadler, Jerrold L.	L	Unopposed				[6,678]	
Askren, David L.	R	Unopposed				21,132	15.76
Byrnes, Margaret V.	C	Unopposed				3,008	2.24
Total District Votes:		54,281				134,086	

ELECTION TYPE:	PRIMARY		RUNOFF		GENERAL			
	CANDIDATE NAME	PARTY	# OF VOTES	%	# OF VOTES	%	# OF VOTES	%
NEW YORK (Continued)								
DISIRICT 9								
Schumer, Charles E.					Combined Parties:		95,139	72.61
Schumer, Charles E.	D	Unopposed					[90,783]	
Schumer, Charles E.	L	Unopposed					[4,356]	
McCall, James P.					Combined Parties:		35,880	27.38
McCall, James P.	R	Unopposed					[30,371]	
McCall, James P.	C	Unopposed					[5,509]	
Total District Votes:							131,019	
<hr/>								
DISIRICT 10								
Towns, Edolphus					Combined Parties:		77,026	89.04
Towns, Edolphus	D	Unopposed					[74,264]	
Towns, Edolphus	L	Unopposed					[2,762]	
Parker, Amelia Smith	R	Unopposed					7,995	9.24
Mahoney, Mildred K.	C	Unopposed					1,489	1.72
Total District Votes:							86,510	
<hr/>								
DISIRICT 11								
Owens, Major R.					Combined Parties:		61,945	88.87
Owens, Major R.	D	Unopposed					[59,850]	
Owens, Major R.	L	Unopposed					[2,095]	
Popkin, Gary S.					Combined Parties:		6,605	9.48
Popkin, Gary S.	R	Unopposed					[6,311]	
Popkin, Gary S.	LBT						[294]	
Gaffney, Michael	C	Unopposed					1,150	1.65
Total District Votes:							69,700	
<hr/>								
DISIRICT 12								
Velazquez, Nydia M.					Combined Parties:		39,929	92.29
Velazquez, Nydia M.	D	13,208	81.75				[37,322]	
Velazquez, Pedro L.	D	2,949	18.25					
Velazquez, Nydia M.	L	Unopposed					[2,607]	
Brennan, Genevieve R.	C	Unopposed					2,747	6.35
Ruano-Melendez, Eric	PHA						589	1.36
Total District Votes:		16,157					43,265	

ELECTION TYPE:		PRIMARY		RUNOFF		GENERAL	
CANDIDATE NAME	PARTY	# OF VOTES	%	# OF VOTES	%	# OF VOTES	%
NEW YORK (Continued)							
DISTRICT 13							
Molinari, Susan				Combined Parties:		96,491	71.43
Molinari, Susan	R	Unopposed				[83,509]	
Molinari, Susan	C	Unopposed				[12,982]	
Butler, Tyrone G.				Combined Parties:		33,937	25.12
Butler, Tyrone G.	D	Unopposed				[32,060]	
Butler, Tyrone G.	L	Unopposed				[1,877]	
Disimone, Elisa	RTL	Unopposed				4,655	3.45
Total District Votes:						135,083	
DISTRICT 14							
Maloney, Carolyn B.				Combined Parties:		98,479	64.23
Maloney, Carolyn B.	D	29,944	78.62			[96,795]	
Rosenthal, Rob	D	8,145	21.38				
Maloney, Carolyn B.	INS					[1,684]	
Millard, Charles				Combined Parties:		54,277	35.40
Millard, Charles	R	Unopposed				[50,290]	
Millard, Charles	L	Unopposed				[3,987]	
Leighton, Thomas K.	TBA					566	.37
Total District Votes:		38,089				153,322	
DISTRICT 15							
Rangel, Charles B.				Combined Parties:		77,830	96.51
Rangel, Charles B.	D	28,379	60.98			[74,566]	
Powell, Adam Clayton	D	15,500	33.31				
Davis, Albert	D	2,655	5.70				
Rangel, Charles B.	L	Unopposed				[3,264]	
Suero, Jose				Combined Parties:		2,812	3.49
Suero, Jose	RTL					[2,013]	
Suero, Jose	IFU					[799]	
Total District Votes:		46,534				80,642	
DISTRICT 16							
Serrano, Jose E.				Combined Parties:		58,572	96.29
Serrano, Jose E.	D	Unopposed				[57,157]	
Serrano, Jose E.	L	Unopposed				[1,415]	
Walters, Michael	C	Unopposed				2,257	3.71
Total District Votes:						60,829	

ELECTION TYPE:		PRIMARY		RUNOFF		GENERAL	
CANDIDATE NAME	PARTY	# OF VOTES	%	# OF VOTES	%	# OF VOTES	%
NEW YORK (Continued)							
DISTRICT 17							
Engel, Eliot L.				Combined Parties:		73,321	77.60
Engel, Eliot L.	D	23,719	62.46			[70,486]	
Colon, Willie	D	14,256	37.54				
Engel, Eliot L.	L	Unopposed				[2,835]	
Marshall, Edward T.	R	Unopposed				16,896	17.88
Brawley, Kevin	C	Unopposed				2,187	2.31
Noonan, Ann M.	RTL	Unopposed				2,075	2.20
Total District Votes:		37,975				94,479	
DISTRICT 18							
Lowey, Nita M.	D	Unopposed				91,663	57.27
Hartzell, Andrew C., Jr.				Combined Parties:		65,517	40.93
Hartzell, Andrew C., Jr.	R	Unopposed				[55,636]	
Hartzell, Andrew C., Jr.	C	Unopposed				[9,881]	
O'Grady, Florence T.	RTL	Unopposed				2,873	1.80
Total District Votes:						160,053	
DISTRICT 19							
Kelly, Sue W.	R	5,842	22.52			100,173	52.09
DioGuardi, Joseph J.	R	5,067	19.53				
Warren, Glenn E.	R	4,964	19.13				
Bucha, Paul W.	R	4,598	17.72				
Parisi, Guy T.	R	3,845	14.82				
Flanagan, John F., Jr.	R	1,364	5.26				
Corrigan, Joseph M.	R	267	1.03				
Fish, Hamilton, Jr.	D	8,640	48.97			70,696	36.76
Mehiel, Dennis	D	5,066	28.71				
McCarthy, Neal	D	3,937	22.31				
DioGuardi, Joseph J.				Combined Parties:		19,761	10.28
DioGuardi, Joseph J.	C	626	40.92			[13,887]	
Bucha, Paul W.	C	508	33.20				
Parisi, Guy T.	C	396	25.88				
DioGuardi, Joseph J.	RTL					[5,874]	
Portman-Laux, Catherine	ATP					1,679	.87
Total District Votes:		45,120				192,309	

ELECTION TYPE:		PRIMARY		RUNOFF		GENERAL	
CANDIDATE NAME	PARTY	# OF VOTES	%	# OF VOTES	%	# OF VOTES	%
NEW YORK (Continued)							
DISTRICT 20							
Gilman, Benjamin A.	R	Unopposed				120,334	67.49
Julian, Gregory B.	D	Unopposed				52,345	29.36
Colandrea, Lois M.	RTL	Unopposed				5,612	3.15
Total District Votes:						178,291	
<hr/>							
DISTRICT 21							
McNulty, Michael R.				Combined Parties:		147,804	66.98
McNulty, Michael R.	D	Unopposed				[131,916]	
McNulty, Michael R.	C	Unopposed				[15,888]	
Gomez, Joseph A.	R	Unopposed				68,745	31.15
Wood, Timothy J.	RTL	Unopposed				4,125	1.87
Total District Votes:						220,674	
<hr/>							
DISTRICT 22							
Solomon, Gerald B. H.				Combined Parties:		157,717	73.43
Solomon, Gerald B. H.	R	Unopposed				[129,579]	
Solomon, Gerald B. H.	C	Unopposed				[21,130]	
Solomon, Gerald B. H.	RTL	Unopposed				[7,008]	
Lawrence, L. Robert, Jr.	D	Unopposed				57,064	26.57
Total District Votes:						214,781	
<hr/>							
DISTRICT 23							
Boehlert, Sherwood L.	R	Unopposed				124,486	70.54
Skeele, Charles W., Jr.	D	Unopposed				40,786	23.11
Thomas, Donald J.	RTL	Unopposed				11,216	6.36
Total District Votes:						176,488	
<hr/>							
DISTRICT 24							
McHugh, John M.				Combined Parties:		124,645	78.55
McHugh, John M.	R	Unopposed				[108,278]	
McHugh, John M.	C	Unopposed				[16,367]	
Francis, Danny M.	D	Unopposed				34,032	21.45
Total District Votes:						158,677	

ELECTION TYPE:		PRIMARY		RUNOFF		GENERAL	
CANDIDATE NAME	PARTY	# OF VOTES	%	# OF VOTES	%	# OF VOTES	%
NEW YORK (Continued)							
DISTRICT 25							
Walsh, James T.				Combined Parties:		113,949	57.61
Walsh, James T.	R	Unopposed				[96,363]	
Walsh, James T.	C	Unopposed				[17,586]	
Jezer, Rhea				Combined Parties:		83,853	42.39
Jezer, Rhea	D	Unopposed				[81,710]	
Jezer, Rhea	CC					[2,143]	
Total District Votes:						197,802	
DISTRICT 26							
Hinchey, Maurice D.				Combined Parties:		95,492	49.09
Hinchey, Maurice D.	D	Unopposed				[90,852]	
Hinchey, Maurice D.	L	Unopposed				[4,640]	
Moppert, Bob				Combined Parties:		94,244	48.45
Moppert, Bob	R	16,274	80.57			[82,917]	
Zwibel, David J.	R	3,925	19.43				
Moppert, Bob	C	Unopposed				[11,327]	
Kovach, Thomas F.	RTL	Unopposed				4,772	2.45
Total District Votes:		20,199				194,508	
DISTRICT 27							
Paxon, Bill				Combined Parties:		152,610	74.53
Paxon, Bill	R	Unopposed				[122,592]	
Paxon, Bill	C	Unopposed				[20,844]	
Paxon, Bill	RTL	Unopposed				[9,174]	
Long, William A., Jr.	D	Unopposed				52,160	25.47
Total District Votes:						204,770	
DISTRICT 28							
Slaughter, Louise M.	D	Unopposed				110,987	56.64
Davison, Renee Forgensi				Combined Parties:		78,516	40.06
Davison, Renee Forgensi	R	Unopposed				[61,321]	
Davison, Renee Forgensi	C	Unopposed				[17,195]	
Clendenin, John A.	IFU					6,464	3.30
Total District Votes:						195,967	

ELECTION TYPE:		PRIMARY		RUNOFF		GENERAL	
CANDIDATE NAME	PARTY	# OF VOTES	%	# OF VOTES	%	# OF VOTES	%
NEW YORK (Continued)							
DISTRICT 29							
LaFalce, John J.				Combined Parties:		103,053	55.20
LaFalce, John J.	D	16,393	80.85			[97,619]	
Basar, John A., Jr.	D	3,882	19.15				
LaFalce, John J.	L	Unopposed				[5,434]	
Miller, William E., Jr.				Combined Parties:		80,355	43.04
Miller, William E., Jr.	R	Unopposed				[69,290]	
Miller, William E., Jr.	C	Unopposed				[11,065]	
Murty, Patrick	RTL	1	6.67			3,296	1.76
Pataki, George	RTL	4	26.67				
Joseph, Albert T.	RTL	2	13.33				
Miller, Bill	RTL	2	13.33				
Murty, Megan	RTL	2	13.33				
LaFalce, John J.	RTL	1	6.67				
Nemith, Ruth E.	RTL	1	6.67				
O'Bannon, Jeffrey	RTL	1	6.67				
Zarr, William	RTL	1	6.67				
Total District Votes:		20,290				186,704	
DISTRICT 30							
Quinn, Jack				Combined Parties:		124,738	67.02
Quinn, Jack	R	Unopposed				[106,551]	
Quinn, Jack	C	Unopposed				[18,187]	
Franczyk, David A.				Combined Parties:		61,392	32.98
Franczyk, David A.	D	16,290	50.67			[58,577]	
Kennedy, Ellen T.	D	10,462	32.54				
Gaughan, Kevin Patrick	D	5,398	16.79				
Franczyk, David A.	L	Unopposed				[2,815]	
Total District Votes:		32,150				186,130	
DISTRICT 31							
Houghton, Amo				Combined Parties:		121,178	84.78
Houghton, Amo	R	Unopposed				[106,898]	
Houghton, Amo	C	Unopposed				[14,280]	
McManus, Gretchen S.	RTL	Unopposed				21,747	15.22
Total District Votes:						142,925	

ELECTION TYPE:	PRIMARY		RUNOFF		GENERAL			
	CANDIDATE NAME	PARTY	# OF VOTES	%	# OF VOTES	%	# OF VOTES	%
NORTH CAROLINA			May 3rd		May 31st		November 8th	
DISTRICT 1								
Clayton, Eva M.	D		Unopposed				66,827	61.07
Tyler, Ted	R		Unopposed				42,602	38.93
Total District Votes:							109,429	
DISTRICT 2								
Funderburk, David	R	7,521	54.28				79,207	56.04
Sharpe, Hal	R	2,453	17.70					
Norman, Larry Ellis	R	2,102	15.17					
Stone, Ted	R	1,779	12.84					
Moore, Richard	D	29,534	46.66				62,122	43.96
Hall, Bobby	D	22,332	35.28					
Laszlo, Jennifer	D	11,431	18.06					
Total District Votes:		77,152					141,329	
DISTRICT 3								
Jones, Walter B., Jr.	R		Unopposed				72,464	52.71
Lancaster, H. Martin	D		Unopposed				65,013	47.29
Total District Votes:							137,477	
DISTRICT 4								
Heineman, Frederick Kenneth	R	6,807	50.91				77,773	50.39
Romaine, Rob	R	6,564	49.09					
Price, David E.	D		Unopposed				76,558	49.61
Total District Votes:		13,371					154,331	
DISTRICT 5								
Burr, Richard	R		Unopposed				84,741	57.28
Sands, A. P. (Sandy)	D	21,547	43.24				63,194	42.72
Evans, Libba	D	9,829	19.72					
Holleman, John S., Jr.	D	8,963	17.99					
Gardner, Carroll F.	D	6,171	12.38					
Comer, Bob	D	2,915	5.85					
Ostwalt, Samuel O. B.	D	403	.81					
Total District Votes:		49,828					147,935	

ELECTION TYPE:		PRIMARY		RUNOFF		GENERAL	
CANDIDATE NAME	PARTY	# OF VOTES	%	# OF VOTES	%	# OF VOTES	%
NORTH CAROLINA (Continued)							
DISTRICT 6							
Coble, Howard	R	Unopposed				98,355	100.00
Total District Votes:						98,355	
DISTRICT 7							
Rose, Charles G., III	D	Unopposed				62,670	51.57
Anderson, Robert C.	R	6,212	60.43			58,849	48.43
Cooper, Jim	R	4,067	39.57				
Total District Votes:		10,279				121,519	
DISTRICT 8							
Hefner, W. G. (Bill)	D	39,828	65.18			62,845	52.38
Dawkins, Don	D	21,275	34.82				
Morgan, Sherrill	R	Unopposed				57,140	47.62
Total District Votes:		61,103				119,985	
DISTRICT 9							
Myrick, Sue	R	12,173	34.47	17,713	68.15	82,374	64.99
Balmer, David	R	9,894	28.02	8,278	31.85		
Williams, Neil	R	6,613	18.73				
Reid, Don	R	6,094	17.26				
Howes, Neal	R	539	1.53				
Blake, Rory	D	12,764	62.12			44,379	35.01
Dixon, Dale	D	7,783	37.88				
Total District Votes:		55,860		25,991		126,753	
DISTRICT 10							
Ballenger, T. Cass	R	Unopposed				107,829	71.52
Avery, Robert Wayne	D	Unopposed				42,939	28.48
Total District Votes:						150,768	
DISTRICT 11							
Taylor, Charles H.	R	Unopposed				115,826	60.11
Lauterer, Maggie Palmer	D	48,879	77.55			76,862	39.89
Tripp, John	D	7,479	11.86				
Queen, J. Richard (Dick)	D	6,672	10.58				
Total District Votes:		63,030				192,688	

ELECTION TYPE:		PRIMARY		RUNOFF		GENERAL	
CANDIDATE NAME	PARTY	# OF VOTES	%	# OF VOTES	%	# OF VOTES	%
NORTH CAROLINA (Continued)							
DISTRICT 12							
Watt, Mel	D	Unopposed				57,655	65.80
Martino, Joseph A. (Joe)	R	Unopposed				29,933	34.16
Skinner, Susan A.	W					33	.04
Total District Votes:						87,621	
<hr/>							
NORTH DAKOTA		June 14th		November 8th			
DISTRICT 1							
Pomeroy, Earl	D	60,319	100.00			123,134	52.31
Porter, Gary	R	48,457	100.00			105,988	45.03
Germalic, James	I					6,267	2.66
Total District Votes:		108,776		235,389			
<hr/>							
OHIO		May 3rd		November 8th			
DISTRICT 1							
Chabot, Steve	R	28,885	100.00			92,997	56.08
Mann, David	D	21,345	49.45			72,822	43.92
Bowen, William F.	D	20,788	48.16				
McDilda, Robert D., Sr.	D	1,033	2.39				
Total District Votes:		72,051		165,819			
<hr/>							
DISTRICT 2							
Portman, Rob	R	50,022	100.00			150,128	77.44
Mann, Les	D	17,539	100.00			43,730	22.56
Total District Votes:		67,561		193,858			
<hr/>							
DISTRICT 3							
Hall, Tony P.	D	38,242	100.00			105,342	59.30
Westbrock, David A.	R	24,797	68.46			72,314	40.70
Bent, Robert F.	R	11,421	31.53				
Total District Votes:		74,460		177,656			

ELECTION TYPE:	PRIMARY		RUNOFF		GENERAL			
	CANDIDATE NAME	PARTY	# OF VOTES	%	# OF VOTES	%	# OF VOTES	%
OHIO (Continued)								
DISTRICT 4								
Oxley, Michael G.	R	46,958	73.69				139,841	100.00
Stahl, James R.	R	16,769	26.31					
Total District Votes:		63,727					139,841	
<hr/>								
DISTRICT 5								
Gillmor, Paul E.	R	46,617	100.00				135,879	73.36
Tudor, Jarrod	D	25,958	100.00				49,335	26.64
Total District Votes:		72,575					185,214	
<hr/>								
DISTRICT 6								
Cremeans, Frank A.	R	26,365	50.48				91,263	50.95
Snyder, Cooper	R	20,318	38.90					
Kelley, Bob	R	3,055	5.85					
Weisman, James E.	R	2,492	4.77					
Strickland, Ted	D	32,906	100.00				87,861	49.05
Total District Votes:		85,136					179,124	
<hr/>								
DISTRICT 7								
Hobson, Dave	R	52,048	100.00				140,124	100.00
Total District Votes:		52,048					140,124	
<hr/>								
DISTRICT 8								
Boehner, John A.	R	44,018	100.00				148,338	99.94
Campbell, Rogers H.	W						87	.06
Total District Votes:		44,018					148,425	
<hr/>								
DISTRICT 9								
Kaptur, Marcy	D	28,451	100.00				118,120	75.34
Whitman, R. Randy	R	17,849	100.00				38,665	24.66
Total District Votes:		46,300					156,785	

ELECTION TYPE:	PRIMARY		RUNOFF		GENERAL			
	CANDIDATE NAME	PARTY	# OF VOTES	%	# OF VOTES	%	# OF VOTES	%
OHIO (Continued)								
DISTRICT 10								
Hoke, Martin R.	R	32,770	100.00			95,226	51.85	
Gaul, Francis E.	D	26,059	34.32			70,918	38.62	
Coyne, Thomas J., Jr.	D	20,066	26.42					
Smith, Helen Knipe	D	17,857	23.51					
Feighan, William M.	D	6,102	8.04					
DiCarlo, Joanne Janos	D	4,215	5.55					
Oldrieve, Richard M.	D	1,640	2.16					
Jacobs, Joseph, J., Jr.	I					17,495	9.53	
Total District Votes:		108,709				183,639		
DISTRICT 11								
Stokes, Louis	D	58,710	79.90			114,220	77.21	
Goldstine, Sheldon Robert	D	14,767	20.10					
Sykora, James J.	R	11,168	100.00			33,705	22.78	
McCann, Roni L.	W					3	.00	
Total District Votes:		84,645				147,928		
DISTRICT 12								
Kasich, John R.	R	40,288	92.22			114,608	66.50	
Whisler, Ramona	R	3,401	7.78					
Ruccia, Cynthia L.	D	17,973	68.14			57,294	33.24	
Hill, Raymond J.	D	8,405	31.86					
Yiamouyianni, John	W					244	.14	
Hurd, John B.	W					117	.07	
Brown, Edward S.	W					53	.03	
Powers, Greg	W					29	.02	
Total District Votes:		70,067				172,345		
DISTRICT 13								
Brown, Sherrod	D	47,722	100.00			93,147	49.08	
White, Gregory A.	R	18,791	51.48			86,422	45.54	
Vallery, Shawn Mary	R	12,038	32.98					
Stachowski, Kenneth P.	R	5,675	15.55					
Mason, Howard	I					7,777	4.10	
Ryan, John Michael	I					2,430	1.28	
Total District Votes:		84,226				189,776		

ELECTION TYPE:		PRIMARY		RUNOFF		GENERAL	
CANDIDATE NAME	PARTY	# OF VOTES	%	# OF VOTES	%	# OF VOTES	%
OHIO (Continued)							
DISTRICT 14							
Sawyer, Thomas C.	D	46,800	69.44			96,274	51.93
Mack, Kenneth A.	D	20,594	30.56				
Slaby, Lynn	R	32,962	100.00			89,106	48.06
Goff, William L.	W					24	.01
Total District Votes:		100,356				185,404	
DISTRICT 15							
Pryce, Deborah	R	36,493	100.00			112,912	70.72
Buckel, Bill	D	10,649	56.62			46,480	29.11
Apseloff, Stan	D	8,159	43.38				
Dempsey, Ronald D.	W					274	.17
Total District Votes:		55,301				159,666	
DISTRICT 16							
Regula, Ralph	R	49,942	86.28			137,322	75.00
Yambrovich, Vince	R	7,939	13.72				
Finn, J. Michael	D	24,905	54.99			45,781	25.00
Schulman, Allen	D	20,381	45.00				
Total District Votes:		103,167				183,103	
DISTRICT 17							
Traficant, James A., Jr.	D	97,460	100.00			149,004	77.41
Meister, Mike G.	R	22,020	100.00			43,490	22.59
Total District Votes:		119,480				192,494	

ELECTION TYPE:		PRIMARY		RUNOFF		GENERAL	
CANDIDATE NAME	PARTY	# OF VOTES	%	# OF VOTES	%	# OF VOTES	%
OHIO (Continued)							
DISTRICT 18							
Ney, Bob	R	26,850	69.37			103,115	53.98
Craig, Michael J.	R	4,627	11.95				
Jones, John Holland	R	2,284	5.90				
Slack, Van	R	1,872	4.84				
Graber, Charles L.	R	1,571	4.06				
Reip, Eric	R	1,501	3.88				
Didonato, Greg L.	D	35,371	49.14			87,926	46.02
Hart, James R.	D	26,257	36.48				
Yoder, Wayne J.	D	6,863	9.54				
Damsel, Bill	D	3,481	4.84				
Total District Votes:		110,677				191,041	
DISTRICT 19							
LaTourette, Steven C.	R	23,581	53.90			99,997	48.48
Marston, Tucker	R	15,985	36.53				
Lundi, Randall Paul	R	4,187	9.57				
Fingerhut, Eric D.	D	51,999	100.00			89,701	43.49
Young, Ronald E.	I					11,364	5.51
Brentar, Jerome A.	I					5,180	2.51
Total District Votes:		95,752				206,242	

OKLAHOMA		August 23rd	September 20th	November 8th	
DISTRICT 1					
Largent, Steve	R	25,760	51.13	107,085	62.68
Johnson, Rob	R	8,561	16.99		
Unruh, Paula	R	7,084	14.06		
Hastings, Joan King	R	3,988	7.92		
Crawford, Dick	R	3,310	6.57		
Bunn, Richard L.	R	1,682	3.34		
Price, Stuart	D	Unopposed		63,753	37.32
Total District Votes:		50,385		170,838	

ELECTION TYPE:		PRIMARY		RUNOFF		GENERAL	
CANDIDATE NAME	PARTY	# OF VOTES	%	# OF VOTES	%	# OF VOTES	%
OKLAHOMA (Continued)							
DISIRICT 2							
Coburn, Tom	R	14,847	63.52			82,479	52.06
Hill, Jerry	R	7,181	30.72				
Tipton, TJ	R	1,345	5.75				
Cooper, Virgil R.	D	25,856	27.01	47,791	51.40	75,943	47.94
Synar, Mike	D	45,163	47.18	45,189	48.60		
Vardeman, Bill	D	24,697	25.80				
Total District Votes:		119,089		92,980		158,422	
DISIRICT 3							
Brewster, Bill K.	D	78,997	70.68			115,731	73.77
Newport, Mike	D	32,777	29.32				
Tallant, Darrel Dewayne	R	Unopposed				41,147	26.23
Total District Votes:		111,774				156,878	
DISIRICT 4							
Watts, J. C.	R	12,489	48.74	11,258	51.74	80,251	51.64
Apple, Ed	R	8,881	34.66	10,501	48.26		
Bell, Howard	R	2,292	8.94				
Warkentin, Mike	R	1,502	5.86				
Saker, R. Peter	R	457	1.78				
Perryman, David	D	14,557	20.58	33,526	53.22	67,237	43.27
McCoy, Tully	D	24,796	35.05	29,472	46.78		
Clark, John R.	D	14,207	20.08				
Krug, Wayne	D	11,595	16.39				
Chandler, J. W.	D	5,583	7.89				
Tiffée, Bill	I					7,913	5.09
Total District Votes:		96,359		84,757		155,401	
DISIRICT 5							
Istook, Ernest	R	Unopposed				136,877	78.15
Keith, Tom	I					38,270	21.85
Total District Votes:						175,147	

ELECTION TYPE:		PRIMARY		RUNOFF		GENERAL	
CANDIDATE NAME	PARTY	# OF VOTES	%	# OF VOTES	%	# OF VOTES	%
OKLAHOMA (Continued)							
DISTRICT 6							
Lucas, Frank	R	Unopposed				106,961	68.85
Tollett, Jeffrey S.	D	30,134	50.93			45,399	29.22
Stewart, Lige	D	21,562	36.44				
Mui, Dave	D	7,467	12.62				
Total District Votes:		59,163				155,360	
<hr/>							
OREGON		May 17th		November 8th			
DISTRICT 1							
Furse, Elizabeth	D	42,850	98.57			121,147	47.70
Scattered	W(D)	621	1.43				
Witt, Bill	R	26,250	50.90			120,846	47.58
Larson, Cleve	R	14,978	29.04				
DeLacy, Barton	R	10,156	19.69				
Scattered	W(R)	184	.36				
Gillett, Brewster	AM					6,695	2.64
Wilson, Daniel E.	LBT					5,161	2.03
Scattered	W					140	.06
Total District Votes:		95,039				253,989	
<hr/>							
DISTRICT 2							
Cooley, Wes	R	14,246	22.70			134,255	57.28
Atkinson, Perry	R	13,306	21.20				
Smith, C.W.	R	12,149	19.36				
Skotte, Dan	R	11,361	18.11				
Brockman, Peter M.	R	6,520	10.39				
Bradley, Jim	R	2,870	4.57				
De Zell, John	R	2,168	3.46				
Scattered	W(R)	127	.20				
Kupillas, Sue C.	D	28,111	62.70			90,822	38.75
McLaughlin, Mike (Mac)	D	9,077	20.25				
Hawley, Pete	D	3,557	7.93				
Rogers, David Marc	D	3,399	7.58				
Scattered	W(D)	689	1.54				
Sublett, Gary L., II	LBT					9,063	3.87
Scattered	W					241	.10
Total District Votes:		107,580				234,381	

ELECTION TYPE:		PRIMARY		RUNOFF		GENERAL	
CANDIDATE NAME	PARTY	# OF VOTES	%	# OF VOTES	%	# OF VOTES	%
OREGON (Continued)							
DISTRICT 3							
Wyden, Ron	D	54,705	99.14			161,624	72.54
Scattered	W(D)	475	.86				
Hall, Everett	R	22,853	98.95			43,211	19.39
Scattered	W(R)	242	1.05				
Brunelle, Mark	I					13,550	6.08
Nanni, Gene	LBT					4,164	1.87
Scattered	W					273	.12
Total District Votes:		78,275				222,822	
<hr/>							
DISTRICT 4							
DeFazio, Peter	D	58,627	99.22			158,981	66.76
Scattered	W(D)	460	.78				
Newkirk, John D.	R	13,833	33.60			78,947	33.15
Johnson, Marshall	R	13,307	32.32				
Garrett, Ernie	R	8,756	21.27				
Safley, Brian	R	4,972	12.08				
Scattered	W(R)	303	.74				
Scattered	W					221	.09
Total District Votes:		100,258				238,149	
<hr/>							
DISTRICT 5							
Bunn, Jim	R	24,695	42.36			121,369	49.82
Girod, Fred	R	15,073	25.86				
Ash, Stan	R	11,648	19.98				
Miller, David H.	R	6,719	11.53				
Scattered	W(R)	158	.27				
Webber, Catherine	D	21,893	39.38			114,015	46.80
Lindquist, Ed	D	17,175	30.89				
Ball, John	D	8,011	14.41				
Anderson, Jeff	D	5,442	9.79				
De Sosa, Mike	D	2,857	5.14				
Scattered	W(D)	223	.40				
Zimmer, Jon E.	LBT					7,929	3.25
Scattered	W					303	.12
Total District Votes:		113,894				243,616	

ELECTION TYPE:	PRIMARY		RUNOFF		GENERAL			
	CANDIDATE NAME	PARTY	# OF VOTES	%	# OF VOTES	%	# OF VOTES	%
PENNSYLVANIA			May 10th		November 8th			
DISIRICT 1								
Foglietta, Thomas M.	D	40,830	68.98			99,669	81.52	
Clark, Harvey	D	18,364	31.02					
Gordon, Roger F.	R	9,515	100.00			22,595	18.48	
Total District Votes:		68,709				122,264		
<hr/>								
DISIRICT 2								
Fattah, Chaka	D	55,103	58.04			120,553	85.88	
Blackwell, Lucien E.	D	39,836	41.96					
Watson, Lawrence R.	R	9,104	100.00			19,824	14.12	
Total District Votes:		104,043				140,377		
<hr/>								
DISIRICT 3								
Borski, Robert A.	D	44,231	86.48			92,702	62.67	
Kates, John R.	D	4,236	8.28					
Gesker, Dennis Jerome	D	2,676	5.23					
Hasher, James C.	R	27,038	100.00			55,209	37.32	
Total District Votes:		78,181				147,911		
<hr/>								
DISIRICT 4								
Klink, Ron	D	62,821	100.00			119,115	64.17	
Peglow, Ed	R	29,640	100.00			66,509	35.83	
Scattered	W					6	.00	
Total District Votes:		92,461				185,630		
<hr/>								
DISIRICT 5								
Clinger, Bill*	R and D/R	45,621	79.51			145,335	99.93	
Gourley, Larry P.	R	11,755	20.49					
Scattered	W					96	.07	
Total District Votes:		57,376				145,431		

* Candidate was listed as Republican on the primary ballot and Democrat/Republican on the general election ballot.

ELECTION TYPE:		PRIMARY		RUNOFF		GENERAL	
CANDIDATE NAME	PARTY	# OF VOTES	%	# OF VOTES	%	# OF VOTES	%

PENNSYLVANIA (Continued)

DISTRICT 6

Holden, Tim	D	29,371	100.00			90,023	56.75
Levering, Fred	R					68,610	43.25
Cronrath, Carl*	R	30,765	100.00				
Total District Votes:		60,136				158,633	

* Cronrath withdrew prior to the primary election but his name remained on the ballot. The party subsequently selected Levering as the general election nominee.

DISTRICT 7

Weldon, Curt	R	59,109	80.30			137,480	69.67
LaFountain, Deborah	R	14,497	19.70				
Nichols, Sara	D	12,257	61.41			59,845	30.33
Mallory, Therese S.	D	7,702	38.59				
Total District Votes:		93,565				197,325	

DISTRICT 8

Greenwood, Jim	R	38,436	100.00			110,499	66.10
Murray, John P.	D	18,066	100.00			44,559	26.65
Russell, Jay	LBT					7,925	4.74
Cash, Robert J.	CFC					4,191	2.51
Total District Votes:		56,502				167,174	

DISTRICT 9

Shuster, Bud*	R and D/R	50,099	100.00			146,688	99.65
Scattered	W					515	.35
Total District Votes:		50,099				147,203	

* Candidate was listed as Republican on the primary ballot and Democrat/Republican on the general election ballot.

ELECTION TYPE:	PRIMARY		RUNOFF		GENERAL			
	CANDIDATE NAME	PARTY	# OF VOTES	%	# OF VOTES	%	# OF VOTES	%
PENNSYLVANIA (Continued)								
DISTRICT 10								
McDade, Joseph M.	R	42,683	100.00				106,992	65.68
Schreffler, Daniel J.	D	17,467	49.51				50,635	31.08
Karlavage, John	D	10,070	28.55					
Lannon, Sean P.	D	7,739	21.94					
Smith, Albert A.	LBT						5,196	3.19
Scattered	W						67	.04
Total District Votes:		77,959					162,890	
<hr/>								
DISTRICT 11								
Kanjorski, Paul E.	D	43,584	100.00				101,966	66.52
Podolak, J. Andrew	R	24,067	100.00				51,295	33.46
Scattered	W						16	.01
Total District Votes:		67,651					153,277	
<hr/>								
DISTRICT 12								
Murtha, John P.	D	54,771	100.00				117,825	68.90
Choby, Bill	R	19,280	50.54				53,147	31.08
Buben, Michael A.	R	18,868	49.46					
Scattered	W						33	.02
Total District Votes:		92,919					171,005	
<hr/>								
DISTRICT 13								
Fox, Jon D.	R	24,929	36.50				96,254	49.41
Harley, Ellen	R	16,868	24.70					
Murray, John J.	R	12,529	18.35					
Becker, Michael J.	R	10,576	15.49					
Michael, Gayle	R	3,388	4.96					
Margolies-Mezvinsky, Marjorie	D	21,494	100.00				88,073	45.21
Hustead, Lee D.	LBT						7,183	3.69
Szabo, Frank W.	CWS						3,278	1.68
Total District Votes:		89,784					194,788	

ELECTION TYPE:		PRIMARY		RUNOFF		GENERAL	
CANDIDATE NAME	PARTY	# OF VOTES	%	# OF VOTES	%	# OF VOTES	%
PENNSYLVANIA (Continued)							
DISTRICT 14							
Coyne, William J.	D	65,409	100.00			105,310	64.13
Clark, John Robert	R	20,794	100.00			53,221	32.41
Stewart, Edward L.	PAT					3,826	2.33
Scherrer, Paul	WL					1,819	1.11
Scattered	W					34	.02
Total District Votes:		86,203				164,210	
<hr/>							
DISTRICT 15							
McHale, Paul	D	26,550	100.00			72,073	47.76
Yeager, Jim	R	19,972	68.04			71,602	47.45
Kilbanks, Bob	R	9,383	31.96				
Mazziotti, Victor	PAT					7,227	4.79
Scattered	W					7	.00
Total District Votes:		55,905				150,909	
<hr/>							
DISTRICT 16							
Walker, Robert S.	R	54,345	100.00			109,759	69.71
Chertok, Bill	D	13,235	83.60			47,680	30.28
Hadley, Donald Tony	D	2,596	16.40				
Scattered	W					16	.01
Total District Votes:		70,176				157,455	
<hr/>							
DISTRICT 17							
Gekas, George W.	R	61,366	100.00			133,788	99.86
Scattered	W					187	.14
Total District Votes:		61,366				133,975	

ELECTION TYPE:		PRIMARY		RUNOFF		GENERAL	
CANDIDATE NAME	PARTY	# OF VOTES	%	# OF VOTES	%	# OF VOTES	%
PENNSYLVANIA (Continued)							
DISTRICT 18							
Doyle, Mike	D	16,571	19.84			101,784	54.80
Adams, Mike	D	15,055	18.03				
Caligiuri, Richard Edward	D	12,077	14.46				
DeLano, Jon	D	10,930	13.09				
McNally, Chris	D	10,720	12.84				
Murphy, Arthur J., Jr.	D	10,202	12.22				
Rudolph, Joseph	D	7,947	9.52				
McCarty, John	R	12,996	35.57			83,881	45.16
Wampler, Allan	R	12,368	33.85				
Dolan, Pat	R	7,770	21.26				
Gallagher, Bill	R	3,405	9.32				
Scattered	W					85	.04
Total District Votes:		120,041				185,750	
DISTRICT 19							
Goodling, Bill	R	43,984	100.00			124,496	99.50
Scattered	W					621	.50
Total District Votes:		43,984				125,117	
DISTRICT 20							
Mascara, Frank R.	D	41,252	53.93			95,251	53.09
Kelly, Charlie	D	23,451	30.66				
Benyak, Alan	D	11,791	15.41				
McCormick, Mike	R	16,966	52.36			84,156	46.90
Townsend, Bill	R	15,434	47.64				
Scattered	W					12	.01
Total District Votes:		108,894				179,419	

ELECTION TYPE:		PRIMARY		RUNOFF		GENERAL	
CANDIDATE NAME	PARTY	# OF VOTES	%	# OF VOTES	%	# OF VOTES	%
PENNSYLVANIA (Continued)							
DISTRICT 21							
English, Phil	R	40,770	66.25			89,439	49.46
McConnell, Mary Ann	R	20,769	33.75				
Leavens, Bill	D	14,178	22.73			84,796	46.89
Andrezski, Anthony Buzz	D	13,846	22.20				
Lynch, Judy	D	12,151	19.48				
DiNicola, Ronald A.	D	11,913	19.10				
DiCarlo, Dave	D	10,274	16.47				
Drew, Arthur E.	I					6,588	3.64
Scattered	W					6	.00
Total District Votes:		123,901				180,829	

RHODE ISLAND		September 13th			November 8th		
DISTRICT 1							
Kennedy, Patrick J.	D	33,215	77.96			89,832	54.15
Jacques, Norman J.	D	9,390	22.04				
Vigilante, Kevin	R	13,677	74.38			76,069	45.85
Southern, Valerie J.	R	4,711	25.62				
Total District Votes:		60,993				165,901	

DISTRICT 2							
Reed, John F.	D	31,644	100.00			119,659	67.98
Elliot, A. John	R	11,616	100.00			56,348	32.01
Total District Votes:		43,260				176,007	

ELECTION TYPE:		PRIMARY		RUNOFF		GENERAL	
CANDIDATE NAME	PARTY	# OF VOTES	%	# OF VOTES	%	# OF VOTES	%
SOUTH CAROLINA		August 9th		August 23rd		November 8th	
DISTRICT 1							
Sanford, Marshall "Mark"	R	10,568	19.05	30,304	52.05	97,803	66.32
Hipp, Van	R	17,066	30.76	27,921	47.95		
Rose, Mike	R	9,424	16.99				
Harrell, Bob	R	9,419	16.98				
Rivers, L. Mendel, Jr.	R	6,604	11.90				
King, Sarah Lee	R	1,849	3.33				
Whitmire, John Henry	R	543	.98				
Barber, Robert	D	Unopposed				47,769	32.39
Payne, Robert	LBT					1,836	1.24
Scattered	W					63	.04
Total District Votes:		55,473		58,225		147,471	
DISTRICT 2							
Spence, Floyd D.	R	Unopposed				133,307	99.79
Scattered	W					285	.21
Total District Votes:						133,592	
DISTRICT 3							
Graham, Lindsay	R	21,562	52.07			90,123	60.05
Cantrell, Bob	R	13,609	32.87				
Allgood, Ed	R	6,235	15.06				
Bryan, James E., Jr.	D	12,034	34.27	15,464	51.80	59,932	39.94
Moore, Tommy	D	11,031	31.42	14,391	48.20		
Pracht, Debbie Dorn	D	10,744	30.60				
Bracknell, Lou	D	1,304	3.71				
Scattered	W					13	.01
Total District Votes:		76,519		29,855		150,068	
DISTRICT 4							
Inglis, Bob	R	Unopposed				109,626	73.49
Fowler, Jerry L.	D	Unopposed				39,396	26.41
Scattered	W					154	.10
Total District Votes:						149,176	

ELECTION TYPE:		PRIMARY		RUNOFF		GENERAL	
CANDIDATE NAME	PARTY	# OF VOTES	%	# OF VOTES	%	# OF VOTES	%
SOUTH CAROLINA (Continued)							
DISTRICT 5							
Spratt, John	D	Unopposed				77,311	52.11
Bigham, Larry	R	Unopposed				70,967	47.83
Scattered	W					85	.06
Total District Votes:						148,363	
DISTRICT 6							
Clyburn, James E.	D	50,476	85.70			88,635	63.80
Frasier, Ben	D	8,419	14.29				
McLeod, Gary	R	Unopposed				50,259	36.18
Scattered	W					29	.02
Total District Votes:						58,895	138,923
SOUTH DAKOTA							
		June 7th			November 8th		
DISTRICT 1							
Johnson, Tim	D	Unopposed				183,036	59.83
Berkhout, Jan	R	Unopposed				112,054	36.63
Wieczorek, Ronald	I					10,832	3.54
Total District Votes:						305,922	
TENNESSEE							
		August 4th			November 8th		
DISTRICT 1							
Quillen, James H. (Jimmy)	R	52,088	78.63			102,947	72.89
Perry, Dan H.	R	7,977	12.04				
Gaudet, Larry	R	6,172	9.32				
Scattered	W(R)	4	.01				
Christian, J. Carr (Jack)	D	15,989	99.93			34,691	24.56
Scattered	W(D)	11	.07				
Mauer, George (Doc)	I					3,576	2.53
Scattered	W					13	.01
Total District Votes:						82,241	141,227

ELECTION TYPE:		PRIMARY		RUNOFF		GENERAL	
CANDIDATE NAME	PARTY	# OF VOTES	%	# OF VOTES	%	# OF VOTES	%
TENNESSEE (Continued)							
DISTRICT 2							
Duncan, John J., Jr.	R	67,752	99.99			128,937	90.49
Scattered	W(R)	3	.00				
Scattered	W(D)	21	100.00				
Krieg, Randon J.	I					6,854	4.81
Samples, Greg	I					6,682	4.69
Scattered	W					9	.01
Total District Votes:		67,776				142,482	
DISTRICT 3							
Wamp, Zach	R	39,123	67.24			84,583	52.26
Meyer, Kenneth J. (Ken)	R	14,561	25.03				
Gross, Kenneth W.	R	3,213	5.52				
Kuka, Larry	R	1,284	2.21				
Button, Randy	D	12,402	25.02			73,839	45.62
Jolly, Charles N. (Chuck)	D	11,256	22.71				
Durand, Whitney	D	11,109	22.42				
Uppuluri, Ram	D	9,671	19.51				
Patterson, Eddie	D	3,201	6.46				
O'Leary, Dean	D	967	1.95				
Stacy, David	D	952	1.92				
Morrell, Thomas Ed	I					1,929	1.19
Sims, Richard M.	I					1,498	.92
Scattered	W					4	.00
Total District Votes:		107,739				161,853	

ELECTION TYPE:		PRIMARY		RUNOFF		GENERAL	
CANDIDATE NAME	PARTY	# OF VOTES	%	# OF VOTES	%	# OF VOTES	%
TENNESSEE (Continued)							
DISIRICT 4							
Hilleary, Van	R	20,798	58.05			81,539	56.63
Hayworth, Keith	R	9,913	27.67				
Sanders, Claiborne (Clay)	R	5,112	14.27				
Scattered	W(R)	2	.00				
Whorley, Jeff	D	20,756	30.66			60,489	42.01
Davis, Lincoln	D	18,032	26.63				
Hoover, Andy	D	16,485	24.35				
Moore, Calvin	D	10,363	15.31				
Dooley, John	D	2,066	3.05				
Scattered	W(D)	3	.00				
Lyons, J. Patrick	I					1,944	1.35
Scattered	W					4	.00
Total District Votes:		103,530				143,976	
<hr/>							
DISIRICT 5							
Clement, Bob	D	50,172	100.00			95,953	60.23
Osborne, John	R	15,646	89.87			61,692	38.72
Tomeo, Ben	R	1,763	10.13				
Botway, Lloyd	I					978	.61
Lokey, Chuck	I					664	.42
Scattered	W					17	.01
Total District Votes:		67,581				159,304	
<hr/>							
DISIRICT 6							
Gordon, Bart	D	50,751	68.40			90,933	50.60
Rudd, Dan	D	23,446	31.60				
Scattered	W(D)	3	.00				
Gill, Steve	R	29,245	99.99			88,759	49.39
Scattered	W(R)	4	.01				
Scattered	W					7	.00
Total District Votes:		103,449				179,699	

ELECTION TYPE:		PRIMARY		RUNOFF		GENERAL	
CANDIDATE NAME	PARTY	# OF VOTES	%	# OF VOTES	%	# OF VOTES	%
TENNESSEE (Continued)							
DISTRICT 7							
Bryant, Ed	R	21,776	34.93			102,587	60.21
Salvaggio, Charles	R	20,269	32.51				
Pearson, Maida	R	10,157	16.29				
Tatum, Aaron F.	R	3,410	5.47				
Kelly, Scotty	R	3,370	5.40				
Summers, Willard	R	2,192	3.52				
Hales, Patrick K.	R	1,173	1.88				
Byrd, Harold	D	20,536	35.98			65,851	38.65
Trotter, Don	D	13,238	23.19				
Knight, Peggy Steed	D	8,532	14.95				
Lashlee, Frank P.	D	7,661	13.42				
Castle, Guthrie	D	7,109	12.46				
Jeanette, Tom	I					1,944	1.14
Scattered	W					1	.00
Total District Votes:		119,423				170,383	
DISTRICT 8							
Tanner, John	D	63,250	99.99			97,951	63.80
Scattered	W(D)	1	.00				
Morris, Neal R.	R	15,020	48.46			55,573	36.19
Hagedorn, David	R	8,629	27.84				
Vinson, John E.	R	7,344	23.70				
Scattered	W					14	.01
Total District Votes:		94,244				153,538	
DISTRICT 9							
Ford, Harold E.	D	49,959	78.52			94,805	57.79
Flanagan, Mark	D	13,655	21.46				
Scattered	W(D)	9	.01				
DeBerry, Rod	R	13,815	48.26			69,226	42.20
Brown, Ralph, Sr.	R	6,721	23.48				
Burdikoff, Claude	R	4,524	15.80				
Tuten, Edward T.	R	3,562	12.44				
Scattered	W(R)	4	.01				
Scattered	W					9	.00
Total District Votes:		92,249				164,040	

ELECTION TYPE:		PRIMARY		RUNOFF		GENERAL	
CANDIDATE NAME	PARTY	# OF VOIES	%	# OF VOIES	%	# OF VOIES	%
TEXAS		March 8th		April 12th		November 8th	
DISTRICT 1							
Chapman, Jim	D	57,454	100.00			86,480	55.30
Blankenship, Mike	R	6,301	65.27			63,911	40.86
Boerner, Dennis	R	3,353	34.73				
Mosser, Thomas "Jefferson"	I					6,001	3.84
Total District Votes:		67,108				156,392	
DISTRICT 2							
Wilson, Charles	D	55,676	67.64			87,709	57.04
Groce, Edgar J. "Bubba"	D	26,635	32.36				
Peterson, Donna	R	5,335	67.51			66,071	42.96
Thomas, John E.	R	2,567	32.48				
Total District Votes:		90,213				153,780	
DISTRICT 3							
Johnson, Sam	R	29,546	88.76			157,011	90.96
Corley, David	R	2,063	6.20				
Schum, Dave	R	1,680	5.04				
Donahue, Tom	LBT					15,611	9.04
Total District Votes:		33,289				172,622	
DISTRICT 4							
Hall, Ralph M.	D	27,081	78.88			99,303	58.78
Dudley, Doug	D	7,250	21.12				
Bridges, David L.	R	13,250	66.97			67,267	39.82
McCord, Tim	R	6,534	33.03				
Rothacker, Steven	LBT					2,377	1.40
Total District Votes:		54,115				168,947	

ELECTION TYPE:		PRIMARY		RUNOFF		GENERAL	
CANDIDATE NAME	PARTY	# OF VOTES	%	# OF VOTES	%	# OF VOTES	%
TEXAS (Continued)							
DISTRICT 5							
Bryant, John	D	26,559	100.00			61,877	50.06
Sessions, Pete	R	5,786	56.37			58,521	47.34
Stokley, Richard	R	4,478	43.63				
Morgan, Barbara	I					1,715	1.39
Kopala, Noel	LBT					876	.71
Arashvand, Regina	I					627	.50
Total District Votes:		36,823				123,616	
DISTRICT 6							
Barton, Joe	R	23,063	89.50			152,038	75.64
Goode, Jerry	R	2,707	10.50				
Jesmore, Terry	D	6,899	100.00			44,286	22.03
Baird, Bill	LBT					4,688	2.33
Total District Votes:		32,669				201,012	
DISTRICT 7							
Archer, Bill	R	29,997	100.00			116,873	100.00
Total District Votes:		29,997				116,873	
DISTRICT 8							
Fields, Jack	R	32,244	100.00			148,473	92.04
Klecka, Russ	I					12,831	7.95
Total District Votes:		32,244				161,304	
DISTRICT 9							
Stockman, Steve	R	8,644	72.55			81,353	51.88
LeCour, John	R	2,468	20.72				
Milburn, James C.	R	802	6.73				
Brooks, Jack	D	37,648	71.05			71,643	45.69
Sam, Geraldine	D	15,340	28.95				
Felton, Bill	I					2,145	1.37
Beenau, Darla K.	LBT					1,656	1.06
Total District Votes:		64,902				156,797	

ELECTION TYPE:		PRIMARY		RUNOFF		GENERAL	
CANDIDATE NAME	PARTY	# OF VOTES	%	# OF VOTES	%	# OF VOTES	%
TEXAS (Continued)							
DISTRICT 10							
Doggett, Lloyd	D	33,682	82.53			113,738	56.31
Longworth, John	D	7,130	17.47				
Baylor, Jo	R	7,945	49.82	5,545	76.86	80,382	39.80
Goodman, Bryce	R	5,747	36.04	1,669	23.14		
Spiro, Herbert	R	2,255	14.14				
Hill, Jeff	LBT					2,953	1.46
Brandes, Michael L.	I					2,579	1.28
Davis, Jeff	I					2,334	1.15
Total District Votes:		56,759		7,214		201,986	
DISTRICT 11							
Edwards, Chet	D	35,850	100.00			76,667	59.18
Broyles, Jim	R	7,840	100.00			52,876	40.82
Total District Votes:		43,690				129,543	
DISTRICT 12							
Geren, Pete	D	16,782	100.00			96,372	68.67
Anderson, Ernest J., Jr.	R	8,398	100.00			43,959	31.32
Total District Votes:		25,180				140,331	
DISTRICT 13							
Thornberry, William M. (Mac)	R	11,568	74.98			79,466	55.42
Collins, Wayne	R	2,147	13.91				
Smith, Flavious	R	1,714	11.11				
Sarpalius, Bill	D	30,819	100.00			63,923	44.58
Total District Votes:		46,248				143,389	
DISTRICT 14							
Laughlin, Greg	D	45,753	100.00			86,175	55.61
Deats, Jim	R	6,880	57.68			68,793	44.39
Baker, Ed	R	5,048	42.32				
Total District Votes:		57,681				154,968	

ELECTION TYPE:	PRIMARY		RUNOFF		GENERAL			
	CANDIDATE NAME	PARTY	# OF VOTES	%	# OF VOTES	%	# OF VOTES	%
TEXAS (Continued)								
DISTRICT 15								
de la Garza, E (Kika)	D	40,513	60.47				61,527	58.95
Ochoa, Eli	D	17,481	26.09					
Martinez, Rigo	D	8,998	13.43					
Haughey, Tom	R	3,397	51.95				41,119	39.40
Reeves, Lister H., Jr.	R	1,579	24.15					
Abbott, Bonnie	R	1,563	23.90					
Hamilton, John c.c.	I						1,720	1.65
Total District Votes:		73,531					104,366	
<hr/>								
DISTRICT 16								
Coleman, Ronald	D	20,990	61.99				49,815	57.11
Crowley, Mike	D	12,871	38.01					
Ortiz, Bobby	R	3,055	33.87	3,402	64.82		37,409	42.89
Bowen, Dick	R	3,069	34.03	1,846	35.18			
Ledesma, Rick	R	2,895	32.10					
Total District Votes:		42,880		5,248			87,224	
<hr/>								
DISTRICT 17								
Stenholm, Charles W.	D	40,406	100.00				83,497	53.66
Boone, Phil	R	10,631	71.14				72,108	46.34
Schmidt, Don, Jr.	R	2,977	19.92					
Falls, Roy Emerson	R	1,336	8.94					
Total District Votes:		55,350					155,605	
<hr/>								
DISTRICT 18								
Lee, Sheila Jackson	D	26,672	63.42				84,790	73.48
Washington, Craig A.	D	15,381	36.58					
Burley, Jerry	R	4,950	100.00				28,153	24.40
Snellings, J. Larry	I						1,278	1.11
Hollenbeck, George M.	LBT						1,169	1.01
Total District Votes:		47,003					115,390	
<hr/>								
DISTRICT 19								
Combest, Larry	R	37,092	100.00				120,641	100.00
Total District Votes:		37,092					120,641	

ELECTION TYPE:	PRIMARY		RUNOFF		GENERAL			
	CANDIDATE NAME	PARTY	# OF VOTES	%	# OF VOTES	%	# OF VOTES	%
TEXAS (Continued)								
DISTRICT 20								
Gonzalez, Henry B.	D	15,702	100.00			60,114	62.52	
Colyer, Carl Bill	R	6,111	100.00			36,035	37.48	
Total District Votes:		21,813				96,149		
<hr/>								
DISTRICT 21								
Smith, Lamar	R	44,600	81.61			165,595	89.96	
Campbell, Scott	R	10,050	18.39					
Lowry, Kerry L.	I					18,480	10.04	
Total District Votes:		54,650				184,075		
<hr/>								
DISTRICT 22								
DeLay, Tom	R	25,731	100.00			120,302	73.74	
Cunningham, Scott Douglas	D	7,978	63.55			38,826	23.80	
Butcher, Philip	D	4,576	36.45					
Pepper, Gregory D.	I					4,016	2.46	
Total District Votes:		38,285				163,144		
<hr/>								
DISTRICT 23								
Bonilla, Henry	R	9,931	100.00			73,815	62.60	
Rios, Rolando L.	D	37,473	100.00			44,101	37.40	
Total District Votes:		47,404				117,916		
<hr/>								
DISTRICT 24								
Frost, Martin	D	13,687	100.00			65,019	52.83	
Harrison, Ed	R	7,301	69.24			58,062	47.17	
Scarborough, Ken	R	3,243	30.76					
Total District Votes:		24,231				123,081		

ELECTION TYPE:	PRIMARY		RUNOFF		GENERAL			
	CANDIDATE NAME	PARTY	# OF VOTES	%	# OF VOTES	%	# OF VOTES	%
TEXAS (Continued)								
DISTRICT 25								
Bentsen, Ken	D	6,778	26.12	11,812	63.86	61,959	52.27	
Clark, Beverley	D	9,614	37.06	6,684	36.14			
Colbert, Paul	D	5,914	22.79					
Patman, Carrin	D	3,373	13.00					
Dejean, Joel F.	D	266	1.02					
Fontenot, Gene	R	8,726	55.96			53,321	44.98	
McKenna, Dolly Madison	R	6,866	44.04					
Klein-Tower, Sarah	I					2,060	1.74	
Lockhart, Robert F.	LBT					1,189	1.00	
Total District Votes:		41,537		18,496		118,529		
DISTRICT 26								
Arney, Dick	R	20,905	100.00			135,398	76.41	
Bryant, LeEarl Ann	D	3,674	59.86			39,763	22.44	
Coker, Jerry L.	D	2,464	40.14					
Adask, Alfred	LBT					2,030	1.14	
Total District Votes:		27,043				177,191		
DISTRICT 27								
Ortiz, Solomon P.	D	37,405	100.00			65,325	59.38	
Stone, Erol A.	R	6,559	100.00			44,693	40.62	
Total District Votes:		43,964				110,018		
DISTRICT 28								
Tejeda, Frank	D	33,024	100.00			73,986	70.88	
Slatter, David C.	R	5,260	100.00			28,777	27.57	
Rothstein, Stephan "Steve"	LBT					1,612	1.54	
Total District Votes:		38,284				104,375		
DISTRICT 29								
Green, Gene	D	16,934	55.11			44,102	73.44	
Reyes, Ben T.	D	13,795	44.89					
Eide, Harold (Oilman)	R	2,321	100.00			15,952	26.56	
Total District Votes:		33,050				60,054		

ELECTION TYPE:	PRIMARY		RUNOFF		GENERAL			
	CANDIDATE NAME	PARTY	# OF VOTES	%	# OF VOTES	%	# OF VOTES	%
TEXAS (Continued)								
DISTRICT 30								
Johnson, Eddie Bernice	D	15,613	100.00			73,166	72.63	
Cain, Lucy	R	4,474	100.00			25,848	25.66	
Ashby, Ken	LBT					1,728	1.71	
Total District Votes:		20,087				100,742		

UTAH*		June 28th		November 8th	
DISTRICT 1					
Hansen, James V.	R	*		104,954	64.54
Lawrence, William J. "Dub"	R				
Coray, Bobbie	D	*		57,664	35.46
Total District Votes:				162,618	

DISTRICT 2					
Waldholtz, Enid Greene	R	*		85,507	45.83
Banta, Martin	R				
Foley, Jim	R				
Hendricks, Teri	R				
Shepherd, Karen	D	*		66,911	35.86
Cook, Merrill	IP	*		34,167	18.31
Pugh, Brian	SWP	*		Withdrew	
Total District Votes:				186,585	

DISTRICT 3					
Orton, Bill	D	*		91,505	58.98
Thompson, Dixie	R	15,890	50.29	61,839	39.86
Draschil, Tom	R	15,706	49.71		
Despain, K. Dale	R				
Herbert, Gary	R				
White, Brent	R				
Greenway, Barbara	SWP	*		1,802	1.16
Total District Votes:		31,596		155,146	

ELECTION TYPE:	PRIMARY		RUNOFF		GENERAL		
CANDIDATE NAME	PARTY	# OF VOTES	%	# OF VOTES	%	# OF VOTES	%

UTAH (Continued)

* A candidate who receives more than 70% of the party convention vote is the nominee. If no candidate achieves that majority, a primary election is held between the two candidates receiving the highest number of votes. Democratic convention: May 14th; Republican convention: May 7th. Independent Party and Socialist Workers Party candidates were unopposed in seeking nominations. Convention nominees are noted with an asterisk.

VERMONT		September 13th		November 8th	
Sanders, Bernard	I			105,502	49.89
Carroll, John	R	24,106	83.11	98,523	46.59
Barnum, Clint	R	4,586	15.81		
Scattered	W(R)	312	1.08		
Banus, Carole	NL			2,963	1.40
Rogers, Jack (Buck)	GRT-VT			2,664	1.26
Larson, Annette	LU	282	93.07	1,493	.71
Scattered	W(LU)	21	6.93		
Scattered	W			304	.14
Sanders, Bernie	W(D)	1,968	42.45		
Carroll, John	W(D)	1,458	31.45		
Scattered	W(D)	1,210	26.10		
Total District Votes:		33,943		211,449	

VIRGINIA*		June 14th		November 8th	
DISTRICT 1					
Bateman, Herbert H. "Herb"	R	*		142,930	74.25
Sinclair, Mary F.	D	*		45,173	23.47
Voorhees, Matt B.	I			4,365	2.27
Scattered	W			28	.01
Total District Votes:				192,496	

ELECTION TYPE:	PRIMARY	RUNOFF	GENERAL				
CANDIDATE NAME	PARTY	# OF VOTES	%	# OF VOTES	%	# OF VOTES	%
VIRGINIA (Continued)							
DISTRICT 2							
Pickett, Owen B.	D	Unopposed				81,372	59.05
Chapman, J. L. "Jim", IV	R	7,717	60.69			56,375	40.91
Wagner, Frank W.	R	4,998	39.31				
Scattered	W					55	.04
Total District Votes:		12,715				137,802	
DISTRICT 3							
Scott, Robert C. "Bobby"	D	Unopposed				108,532	79.44
Ward, Thomas E. "Tom"	R	*				28,080	20.55
Scattered	W					8	.00
Total District Votes:						136,620	
DISTRICT 4							
Sisisky, Norman	D	Unopposed				115,055	61.61
Sweet, A. George, III	R	*				71,678	38.38
Scattered	W					22	.01
Total District Votes:						186,755	
DISTRICT 5							
Payne, L. F., Jr.	D	*				95,308	53.28
Landrith, George C., III	R	*				83,555	46.70
Scattered	W					34	.02
Total District Votes:						178,897	
DISTRICT 6							
Goodlatte, Robert W. "Bob"	R	*				126,455	99.85
Scattered	W					189	.15
Total District Votes:						126,644	

ELECTION TYPE:		PRIMARY		RUNOFF		GENERAL	
CANDIDATE NAME	PARTY	# OF VOTES	%	# OF VOTES	%	# OF VOTES	%
VIRGINIA (Continued)							
DISTRICT 7							
Bliley, Thomas J. "Tom", Jr.	R	*				176,941	84.00
Berg, Gerald E. "Jerry"	I					33,220	15.77
Scattered	W					471	.22
Total District Votes:						210,632	
<hr/>							
DISTRICT 8							
Moran, James P., Jr.	D	*				120,281	59.35
McSlarrow, Kyle E.	R	*				79,568	39.26
Edmonds, R. Ward	I					1,858	.92
Jones, William C.	I					868	.43
Scattered	W					98	.05
Total District Votes:						202,673	
<hr/>							
DISTRICT 9							
Boucher, Frederick C. "Rick"	D	*				102,876	58.78
Fast, S. H. "Steve"	R	*				72,133	41.21
Scattered	W					15	.01
Total District Votes:						175,024	
<hr/>							
DISTRICT 10							
Wolf, Frank R.	R	Unopposed				153,311	87.34
Ogden, Alan R.	I					13,687	7.80
Rilee, Robert L. "Bob"	I					8,267	4.71
Scattered	W					266	.15
Total District Votes:						175,531	

ELECTION TYPE:	PRIMARY		RUNOFF		GENERAL				
	CANDIDATE NAME	PARTY	# OF VOTES	%	# OF VOTES	%	# OF VOTES	%	
VIRGINIA (Continued)									
DISTRICT 11									
Davis, Thomas M., III	R	*					98,216	52.90	
Armstrong, Stephen Andrew	R								
Byrne, Leslie L.	D	*					84,104	45.30	
Cruickshank, Gordon S.	I						3,246	1.75	
Scattered	W						114	.06	
Total District Votes:							185,680		

* Parties may choose to nominate by convention or primary election. Convention nominees are noted with an asterisk. Dates of the conventions for each congressional district, if applicable, were:
1st: Democratic June 4th, Republican May 21st
3rd: Republican May 14th
4th: Republican May 21st
5th: Democratic June 11th, Republican May 14th
6th: Republican May 14th
7th: Republican May 14th
8th: Democratic May 21st, Republican May 21st
9th: Democratic June 11th, Republican May 14th
11th: Democratic May 14th, Republican May 21st

VIRGIN ISLANDS		September 13th		November 8th		November 22nd*	
Frazer, Victor O.	I			10,125	32.94	16,252	54.58
Petersen, Eileen R.	D	6,050	54.36	10,397	33.82	13,524	45.42
Green, Donna M. Christian	D	2,810	25.25				
Richardson, Bingley Geraldo	D	1,147	10.31				
O'Bryan, James A., Jr.	D	722	6.49				
Hodge, George Henry, Jr.	D	268	2.41				
Goodwin, Peter	D	132	1.19				
Ross, Edgar De L'Isle	R	Unopposed		5,314	17.29		
Paiewonsky, Michael A.	I			4,869	15.84		
Scattered	W			36	.12		
Total Votes:		11,129		30,741		29,776	

* A runoff election was held on November 22nd between the two top vote-getters in the November 8th general election.

ELECTION TYPE:		PRIMARY		RUNOFF		GENERAL	
CANDIDATE NAME	PARTY	# OF VOTES	%	# OF VOTES	%	# OF VOTES	%
WASHINGTON*		September 20th				November 8th	
DISTRICT 1							
White, Rick	R	28,425	27.69			100,554	51.66
Cantwell, Maria	D	45,308	44.14			94,110	48.34
Lowe, Anthony	R	13,855	13.50				
Tinsley, Bill	R	10,239	9.97				
Ruckert, Patrick	D	3,923	3.82				
Huddleston, Michael	NL	898	.87				
Total District Votes:		102,648				194,664	
DISTRICT 2							
Metcalf, Jack	R	29,984	26.28			107,430	54.66
Spanel, Harriet A.	D	26,124	22.90			89,096	45.34
Shin, Paull H.	D	20,030	17.56				
Erwin, Tim	R	14,036	12.30				
Sandifer, John	D	10,337	9.06				
Andrews, Jim	R	6,502	5.70				
Anderson, Al	R	2,656	2.33				
Montgomery, David	R	2,350	2.06				
Gallegos, Gabrielle Gorton	D	2,074	1.82				
Total District Votes:		114,093				196,526	
DISTRICT 3							
Smith, Linda#	W(R)/R	34,038	28.56			100,188	52.01
Unsoeld, Jolene	D	47,346	39.73			85,826	44.55
Carlson, Caitlin Davis	GC	4,665	3.91			6,620	3.44
Phillips, Paul J.	R	18,350	15.40				
Moyer, Tim	R	14,782	12.40				
Total District Votes:		119,181				192,634	
# Smith was a write-in candidate in the primary election. Her name was on the general election ballot as the Republican Party candidate.							
DISTRICT 4							
Hastings, Doc	R	50,343	49.50			92,828	53.34
Inslee, Jay	D	41,917	41.22			81,198	46.66
Williams, Craig L.	D	9,431	9.27				
Total District Votes:		101,691				174,026	

ELECTION TYPE:	PRIMARY		RUNOFF		GENERAL			
	CANDIDATE NAME	PARTY	# OF VOTES	%	# OF VOTES	%	# OF VOTES	%
WASHINGTON (Continued)								
DISTRICT 5								
	Nethercutt, George	R	37,844	29.48			110,057	50.92
	Foley, Thomas S.	D	44,829	34.93			106,074	49.08
	Alton, Duane	R	25,177	19.62				
	Sonneland, John	R	19,415	15.13				
	Larish, Edward	R	1,085	.84				
	Total District Votes:		128,350				216,131	
<hr/>								
DISTRICT 6								
	Dicks, Norm	D	67,750	59.14			105,480	58.34
	Gregg, Benjamin	R	46,803	40.86			75,322	41.66
	Total District Votes:		114,553				180,802	
<hr/>								
DISTRICT 7								
	McDermott, Jim	D	67,639	71.26			148,353	75.14
	Harris, Keith	R	22,836	24.06			49,091	24.86
	Glumaz, Paul	D	4,436	4.67				
	Total District Votes:		94,911				197,444	
<hr/>								
DISTRICT 8								
	Dunn, Jennifer	R	57,410	71.13			140,409	76.07
	Wyrick, Jim	D	23,300	28.87			44,165	23.93
	Total District Votes:		80,710				184,574	
<hr/>								
DISTRICT 9								
	Tate, Randy	R	42,590	52.31			77,833	51.79
	Kreidler, Mike	D	38,832	47.69			72,451	48.21
	Total District Votes:		81,422				150,284	

* Washington is a blanket primary state. All candidates, regardless of party affiliation, are listed on one ballot. All voters are presented with the same ballot to use in voting.

WEST VIRGINIA		May 10th		November 8th		
DISTRICT 1						
	Mollohan, Alan B.	D	61,152	100.00	103,177	70.30
	Riley, Sally Rossy	R	27,479	100.00	43,590	29.70
	Total District Votes:		88,631		146,767	

ELECTION TYPE:		PRIMARY		RUNOFF		GENERAL	
CANDIDATE NAME	PARTY	# OF VOTES	%	# OF VOTES	%	# OF VOTES	%

WEST VIRGINIA (Continued)

DISTRICT 2

Wise, Bob	D	55,275	100.00			90,757	63.71
Crovotta, Sam	R	25,890	100.00			51,691	36.29
Total District Votes:		81,165				142,448	

DISTRICT 3

Rahall, Nick Joe, II	D	65,974	100.00			74,967	63.88
Waldman, Ben	R	8,542	54.66			42,382	36.12
Hayes, Vernon Russell, Jr.	R	7,086	45.34				
Total District Votes:		81,602				117,349	

WISCONSIN

September 13th

November 8th

DISTRICT 1

Neumann, Mark W.	R	23,511	100.00			83,937	49.42
Barca, Peter W.	D	15,491	100.00			82,817	48.76
Kozak, Edward J.	LBT	109	100.00			3,085	1.82
Scattered	W	45	.11*			16	.01
Total District Votes:		39,156				169,855	

DISTRICT 2

Klug, Scott L.	R	28,158	100.00			133,734	69.20
Hecht, Thomas C.	D	11,367	100.00			55,406	28.67
Stumpf, John J.	UST	74	100.00			2,676	1.38
Schumacher, Joseph E.	I					1,327	.69
Scattered	W	214	.54*			106	.05
Total District Votes:		39,813				193,249	

ELECTION TYPE:	PRIMARY		RUNOFF		GENERAL			
	CANDIDATE NAME	PARTY	# OF VOTES	%	# OF VOTES	%	# OF VOTES	%
WISCONSIN (Continued)								
DISTRICT 3								
Gunderson, Steve	R	21,307	63.36				89,338	55.73
Brill, Donald M.	R	12,320	36.64					
Stower, Harvey	D	6,856	34.93				65,758	41.02
Bear, Peter	D	6,681	34.04					
Rasch, Lee	D	4,231	21.56					
Krueger, Karl	D	1,859	9.47					
Lee, Chuck	UST	89	100.00				2,837	1.77
Weinhold, Mark	I						2,279	1.42
Scattered	W	74	.14*				101	.06
Total District Votes:		53,417					160,313	
DISTRICT 4								
Kleczka, Gerald	D	13,349	100.00				93,789	53.69
Reynolds, Tom	R	22,654	100.00				78,225	44.78
Hause, James Harold	UST	113	100.00				2,611	1.49
Scattered	W	86	.24*				64	.04
Total District Votes:		36,202					174,689	
DISTRICT 5								
Barrett, Tom	D	10,876	100.00				87,806	62.43
Hollingshead, Steven B.	R	10,654	64.81				51,145	36.36
Melotik, Paul D.	R	5,785	35.19					
Schall, David J.	I						1,576	1.12
Scattered	W	91	.33*				113	.08
Total District Votes:		27,406					140,640	
DISTRICT 6								
Petri, Thomas E.	R	45,645	99.36				119,384	99.50
Scattered	W	296	.64*				603	.50
Total District Votes:		45,941					119,987	

ELECTION TYPE:	PRIMARY		RUNOFF		GENERAL			
	CANDIDATE NAME	PARTY	# OF VOTES	%	# OF VOTES	%	# OF VOTES	%
WISCONSIN (Continued)								
DISTRICT 7								
Obey, David R.	D	30,165	100.00			97,184	54.32	
West, Scott	R	10,945	51.13			81,706	45.66	
Wenzel, Charles R.	R	10,460	48.87					
Scattered	W	126	.24*			31	.02	
Total District Votes:		51,696				178,921		
DISTRICT 8								
Roth, Toby	R	49,544	68.04			114,319	63.70	
Nusbaum, Nancy J.	R	23,274	31.96					
Gruszynski, Stan	D	9,489	100.00			65,065	36.26	
Scattered	W	23	.03*			76	.04	
Total District Votes:		82,330				179,460		
DISTRICT 9								
Sensenbrenner, F. James, Jr.	R	46,698	99.64			141,617	99.76	
Scattered	W	166	.35*			336	.24	
Total District Votes:		46,864				141,953		

* Percentage of vote for write-ins in the primary election is based on Total District Vote figure.

WYOMING		August 16th		November 8th	
DISTRICT 1					
Cubin, Barbara	R	33,752	38.75	104,426	53.22
Wallace, Rob	R	21,582	24.78		
Magagna, Jim	R	15,746	18.08		
Chamberlain, Doug	R	15,038	17.26		
Bulman, Dale F.	R	986	1.13		
Schuster, Bob	D	24,567	58.16	81,022	41.30
Herschler, Jon	D	17,673	41.84		
Dawson, Dave	LBT			10,749	5.48
Total District Votes:		129,344		196,197	

A GUIDE TO PARTY LABELS

The following is a list of the abbreviations used in this publication to identify the party labels that appeared on the various state ballots for the Senate and House candidates in the 1994 primary and general elections. The designation of a party label by a candidate may vary from state to state due to differences in state law. The party label listed may not necessarily represent a political party organization.

ACP	A Connecticut Party	NA	New Alliance Party
ADP	A Delaware Party	NP	Nominated by Petition
AIP	American Independent Party	NPA	No Party Affiliation
AM	American Party	O	Other
ATP	Ax Taxes Party	PAT	Patriot Party
BST	Best Party	PFP	Peace and Freedom Party
CP	Capitalist Party	PHA	Perot Hispano American Party
CFC	Cash for Congress Party	PC	Politicians are Crooks
CC	Change Congress Party	R	Republican Party
CWS	Citizens with Szabo Party	RTL	Right to Life Party
CNC	Concerned Citizens Party	SWC	Socialist Workers Campaign Party
CPP	Concerns of People Party	SWP	Socialist Workers Party
C	Conservative Party	TBA	T.B.A. Green Party
C-NJ	Conservative Party of New Jersey	TCN	Tax Cut Now Party
DDD	Damn Drug Dealers	TXP-KY	Taxpayers Party of Kentucky
DA	Democracy in Action Party	TXP-MS	Taxpayers Party of Mississippi
DFL	Democrat/Farmer/Labor Party	UST	U.S. Taxpayers Party
D	Democratic Party	UIP	United Independents Party
DC	D.C. Statehood Party	UWS	United We Serve Party
FP	Fascist Party	WTP	We the People
FUP	Fed Up Party	WL	Workers League Party
GRT	Grassroots Party	WW	Workers World Party
GRT-VT	Grassroots Party of Vermont	W	Write-In
GRN	Green Party		
GC	Gun Control Party		
IFU	Independence Fusion Party		
IDP	Independence Party		
I	Independent		
IA	Independent American Party		
IMG	Independent Maine Greens Party		
INS	Independent Neighbors Party		
IP	Independent Party		
I-R	Independent Republican Party		
IFH	Inflation Fighting Housewife		
JPR	Jobs, Property Rights Party		
KAF	Keep America First Party		
LFP	LaRouche for President Party		
LWR	LaRouche was Right Party		
L	Liberal Party		
LBT	Libertarian Party		
LBT-I	Libertarian Party of Iowa		
LU	Liberty Union Party		
LIF	Long Island First Party		
NL	Natural Law Party		
NL-I	Natural Law Party of Iowa		